



# VOYAGER

HOTSPOT & 5651 LOGLAMA

<http://www.voyagerhotspot.com>

# Voyager Genel Kullanım

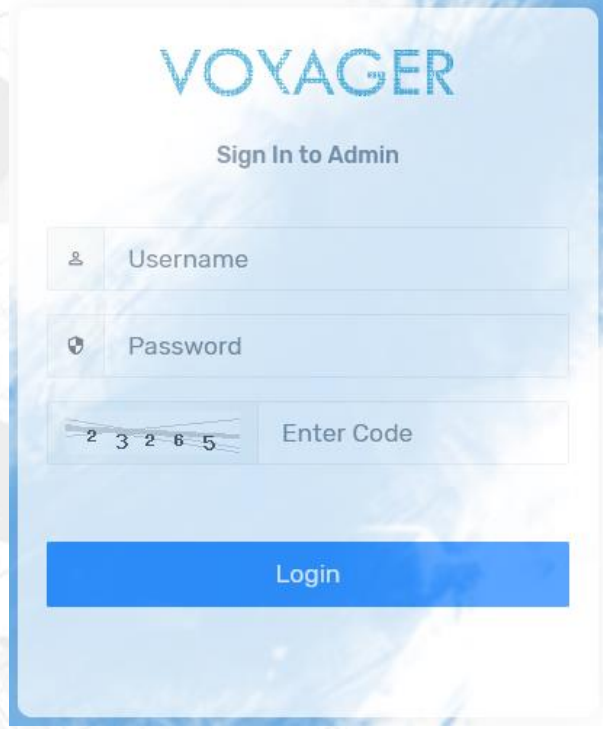
Syslog Yönetici Ekranı .....	7
Log Gösterge Paneli .....	13
Log Görüntüleme .....	18
Raporlar .....	21
Sıkıştırılan Ve İmzalanmış Loglar .....	24
Log Ayarları .....	27
Hotspot Gösterge Paneli .....	35
Hotspot Kullanıcılar .....	45
Hotspot Sistem Ayarları .....	52
Hotspot Portal Ayarları .....	60
Sistem Logları .....	85
Voyager Genel Ayarlar .....	92

Kurulum sonrası, internet tarayıcınıza <http://'voyager ip adresi'> ile direk yönetim ekranına giriş yapabilirsiniz.

Varsayılan giriş bilgileri;

Kullanıcı Adı : Admin

Şifre : Admin



**VOYAGER**

Sign In to Admin

Username

Password

Enter Code

Login

İlk kurulum sonrasında başarılı bir şekilde sisteme giriş yaptıktan sonra, tarafınıza gönderilen lisans bilgilerini girerek kurulumu devam edebilir veya iptal ederek bu ayarları daha sonra yapabilirsiniz.

Lisans bilgilerinizi girdikten sonra lisans bilgilerinizi başarılı bir şekilde göreceksiniz. Tekrar lisans giriş sayfasına döndüğünüz takdirde, Voyager'ın internet çıkışı veya lisans bilgilerinizi kontrol ediniz.

## VOYAGER

### License Information

Enter the license information sent to you..

Enter the license information sent to you..

License Update

Cancel Setup

## VOYAGER

### License Information

License Installation Success. Please Wait.

Device Count : 8

Hotspot User Limit : 10000

License Start : 2019-12-30 00:00:00

License End : 2030-12-12 00:00:00

**Log Device Settings :** Bu kısımda loglarını alacağınız cihazınızın seri numarasını giriniz. HA kullanıyorsanız slave kısmını da doldurunuz.

**Basic Hotspot configuration :** Basit bir şekilde nas cihazınızın ve portal ayarlarınızı yapabilirsiniz.

## VOYAGER

### Log Device Settings

Device1 Fortigate ▾

Fortigate Serial (Master)

Fortigate Serial (Slave)

Device2 Fortigate ▾

Fortigate 2 Serial (Master)

Fortigate 2 Serial (Slave)

Device3 Fortigate ▾

Fortigate 3 Serial (Master)

Fortigate 3 Serial (Slave)

## VOYAGER

### Basic Hotspot Configuration

Nas Device

*Nas device ip address.*

Shared Secret

*Nas device shared secret.*

Portal Gateway

*Voyager accepts a single ip address for portal access.*

Portal Redirection

*Portal forwarding address after successful login.*

Portal Update

Cancel Setup

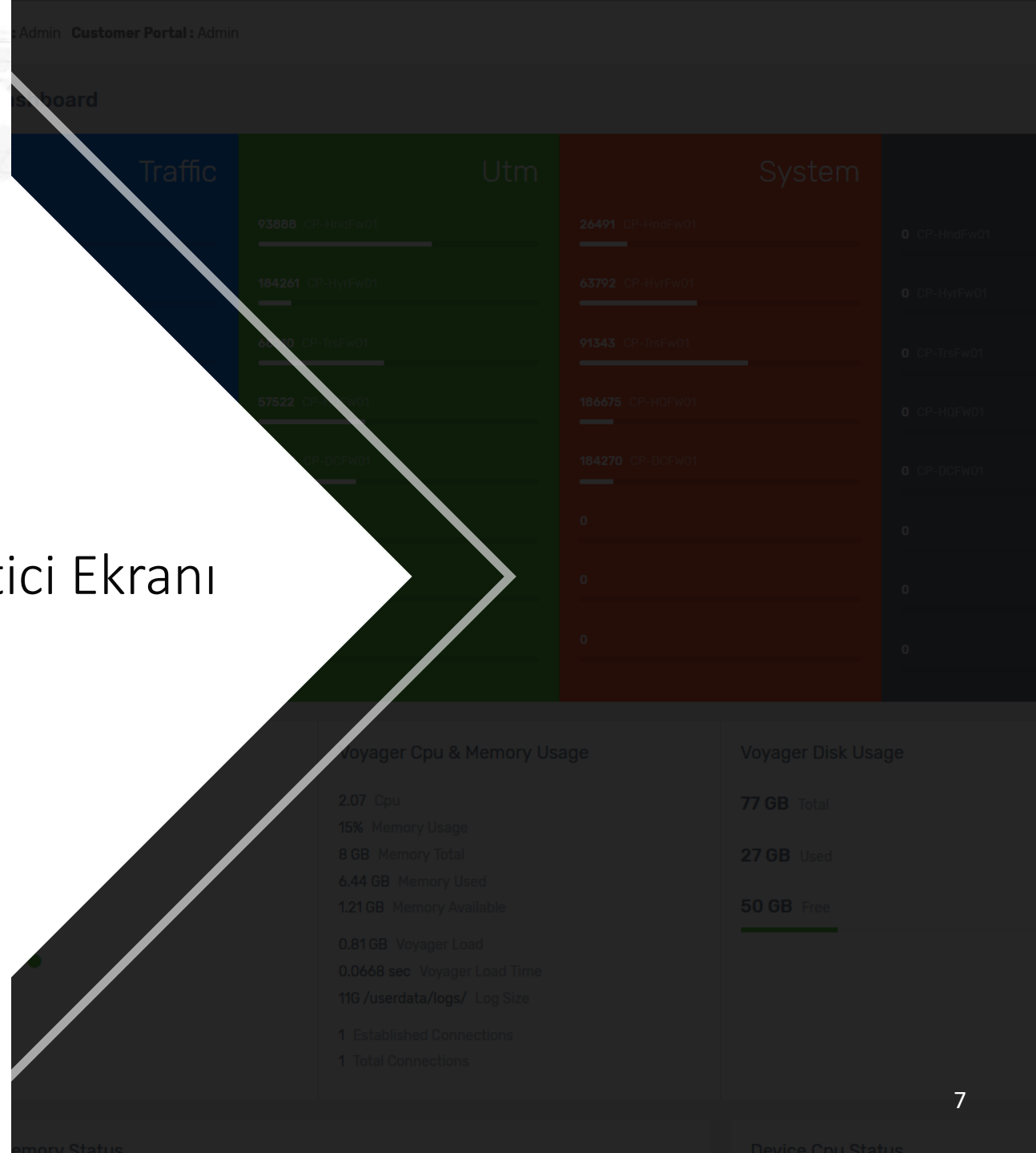
*Radius üzerinden iletişim sağlanacak fortigate ip adresi.*

*Radius iletişimi esnasında kullanılacak key.*

*Portal iletişimi için kullanılan ip adresi.*

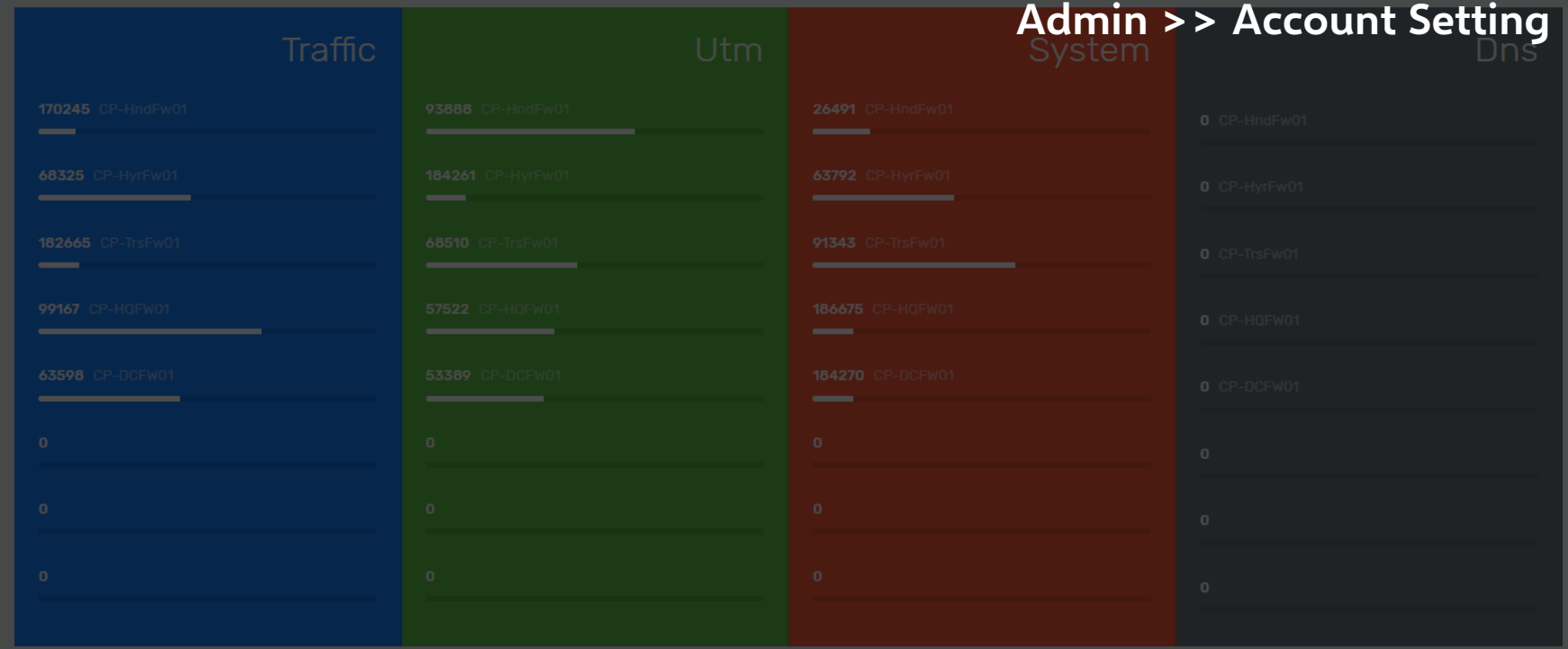
*Başarılı giriş sonrası yönlendirilecek web adresi.*

# Syslog Yönetici Ekranı



- SYSLOG
- Dashboard
- Log View
- Reports
- Log Rotation
- Settings
- HOTSPOT
- Dashboard
- User Management
- Settings
- Portal Settings
- Logs
- GENERAL SETTINGS
- System General

### Syslog Dashboard



Admin >> Account Setting

user NameLastname  
name@name.com

- Account Setting
- Logout
- View Profile

#### Voyager Service Status

- Web Service ● active
- Syslog ● active
- Database ● active
- UserAuth ● active
- Snmp ● active

#### Voyager Cpu & Memory Usage

2.07 Cpu  
15% Memory Usage  
8 GB Memory Total  
6.44 GB Memory Used  
1.21 GB Memory Available

0.81 GB Voyager Load  
0.0668 sec Voyager Load Time  
11G /userdata/logs/ Log Size

1 Established Connections  
1 Total Connections

#### Voyager Disk Usage

77 GB Total  
27 GB Used  
50 GB Free

#### Voyager Archive Log Dates

Traffic 2021-11-13  
Utm 2021-11-13  
Events 2021-11-13  
Dns

#### Device Memory Status

#### Device Cpu Status

## Admin User

### Edit Admin User Settings

Username	Admin
Company	company
Address	address
Phone	00 000 0000000
License Start	2019-12-30
License End	2030-12-12
License	3311 Days Left
License Type	extended
User Limits	10000
Syslog Device Count	8

Update

### Version Status (New Version Available)

Current Version	2.0
New Version	2.1

Version Update

### License Status

Bu bölümde lisans bilgilerinizi görebilir,

User Limits	10000
Syslog Device Count	8

Update

Version Status (New Version Available)

Current Version	2.0
New Version	2.1

Version Update

License Status

User ID	F5RQ7U4A41F
License Code	yd0C\$QNKaNlbaWCEsNKaNlbg11Sy\$0qyl\$2lAsQfE8pa8qtcRB.5q8pCf0f12lV4lGFJHS
License Code	Enter a new license code

License Update

Update Password

Enter A New Password

Password Update

Yeni version güncelleme işlemlerini yapabilir,



- SYSLLOG
- Dashboard
- Log View
- Reports
- Log Rotation
- Settings
- HOTSPOT
- Dashboard
- User Management
- Settings
- Portal Settings
- Logs
- GENERAL SETTINGS
- System General

User Limits	10000
Syslog Device Count	8

Update

Version Status (New Version Available)

Current Version	2.0
New Version	2.1

Version Update

License Status

User ID:

License Code:

License Code:

License Update

Update Password

Enter A New Password:

Password Update

Yönetim portal giriş şifrenizi güncelleyebilirsiniz.



## Log Gösterge Paneli

### Syslog Dashboard

Dashboard

Log View

Reports

Log Rotation

Settings

HOTSPOT

Dashboard

User Management

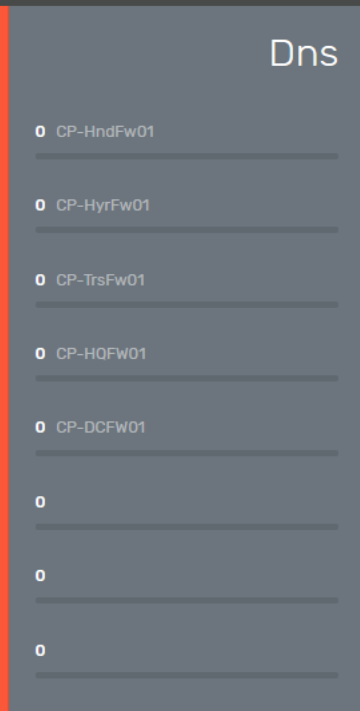
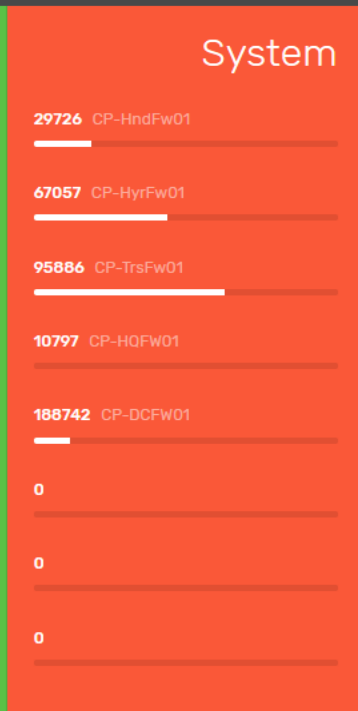
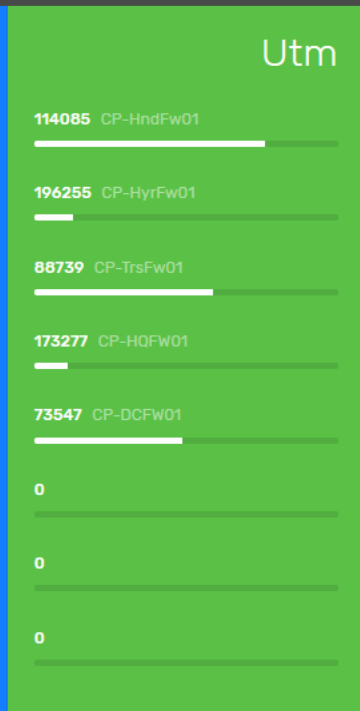
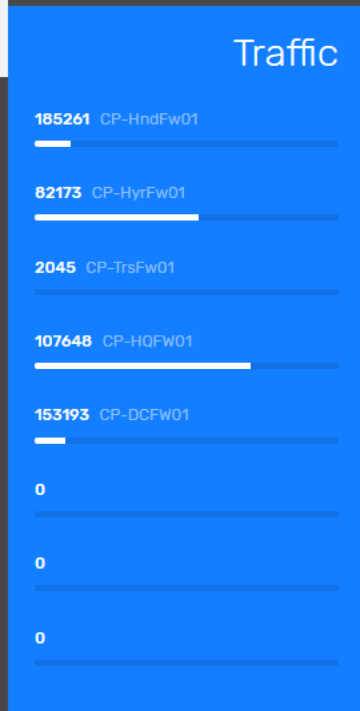
Settings

Portal Settings

Logs

GENERAL SETTINGS

System General



#### Voyager Service Status

- Web Service** ● active
- Syslog** ● active
- Database** ● active
- UserAuth** ● active
- Snmp** ● active

#### Voyager Cpu & Memory Usage

1.84 Cpu  
 15% Memory Usage  
 8 GB Memory Total  
 6.44 GB Memory Used  
 1.21 GB Memory Available  
 0.81 GB Voyager Load  
 0.0559 sec Voyager Load Time  
 11G /userdata/logs/ Log Size  
 1 Established Connections  
 1 Total Connections

#### Voyager Disk Usage

77 GB Total  
 27 GB Used  
 50 GB Free

#### Voyager Archive Log Dates

**Traffic** 2021-11-13  
**Utm** 2021-11-13  
**EVENTS** 2021-11-13  
**Dns**

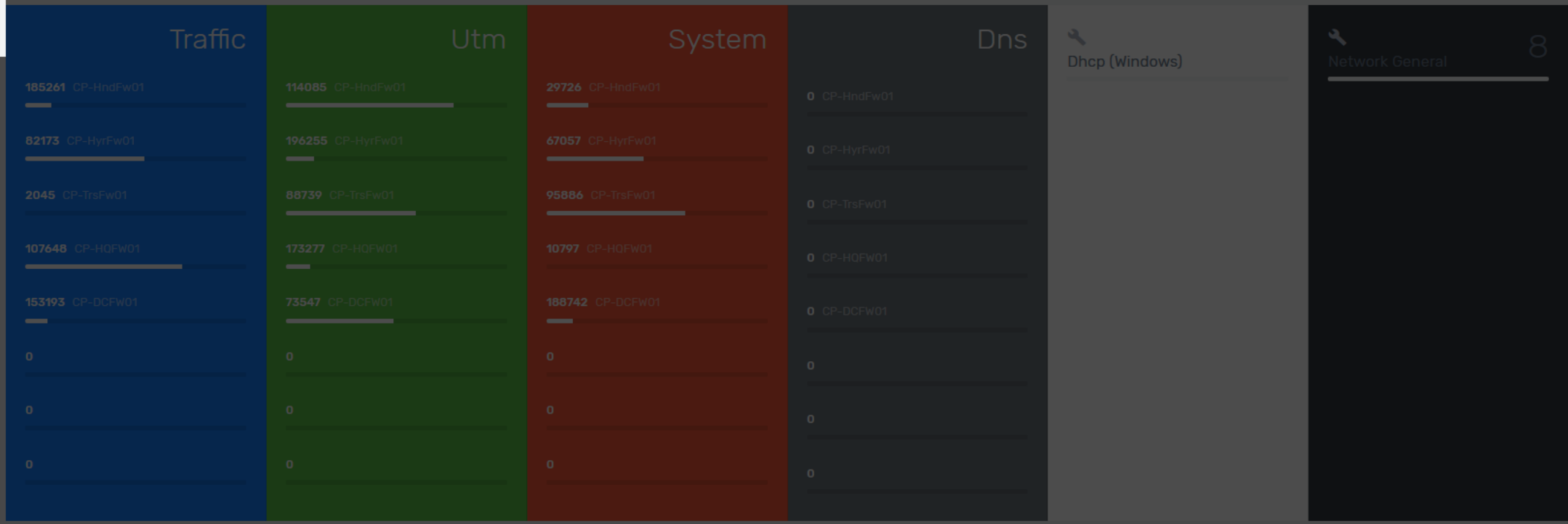
Fortigate canlı traffic, utm, events, dns log sayıları

Windows dhcp server canlı log sayıları

Genel syslog cihazları Canlı log sayıları

### Syslog Dashboard

- Dashboard
- Log View
- Reports
- Log Rotation
- Settings
- HOTSPOT
- Dashboard
- User Management
- Settings
- Portal Settings
- Logs
- GENERAL SETTINGS
- System General



#### Voyager Service Status

- Web Service** ● active
- Syslog** ● active
- Database** ● active
- UserAuth** ● active
- Snmp** ● active

#### Voyager Cpu & Memory Usage

- 1.84 Cpu
- 15% Memory Usage
- 8 GB Memory Total
- 6.44 GB Memory Used
- 1.21 GB Memory Available
- 0.81 GB Voyager Load
- 0.0559 sec Voyager Load Time
- 11G /userdata/logs/ Log Size
- 1 Established Connections
- 1 Total Connections

#### Voyager Disk Usage

- 77 GB Total
- 27 GB Used
- 50 GB Available

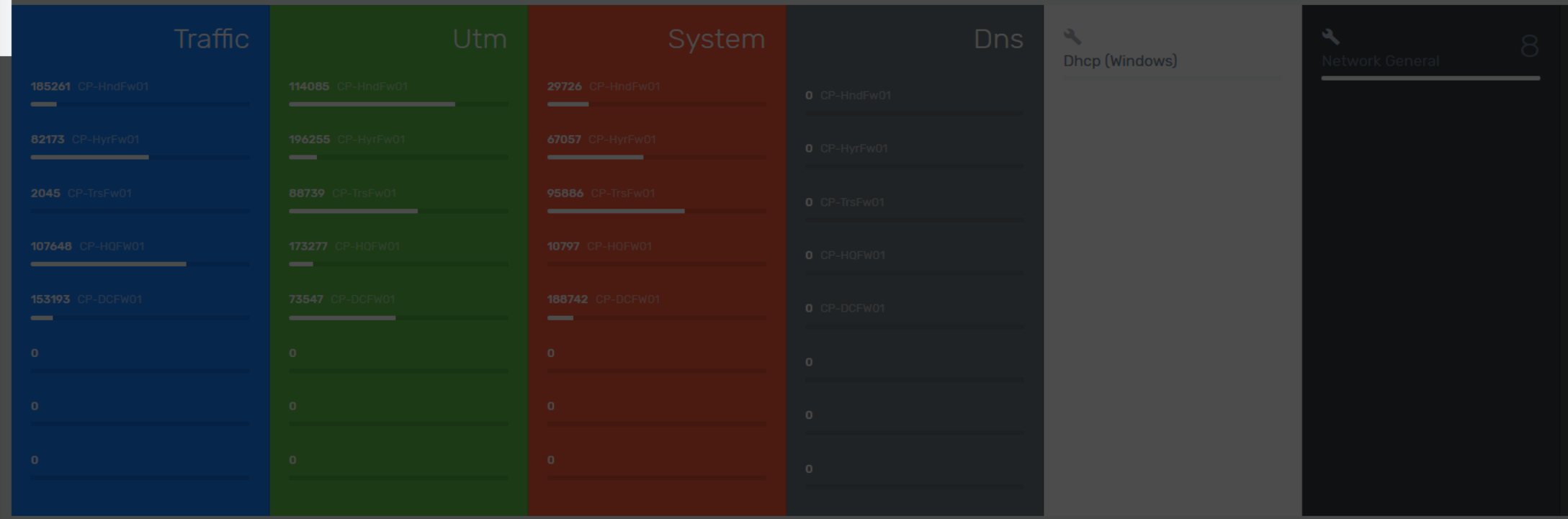
#### Voyager Archive Log Dates

- Traffic** 2021-11-13
- Utm** 2021-11-13
- Events** 2021-11-13
- Dns**

Voyager üzerindeki servislerin çalışma durumu.

### Syslog Dashboard

- Dashboard
- Log View
- Reports
- Log Rotation
- Settings
- HOTSPOT
- Dashboard
- User Management
- Settings
- Portal Settings
- Logs
- GENERAL SETTINGS
- System General



#### Voyager Service Status

- Web Service ● active
- Syslog ● active
- Database ● active
- UserAuth ● active
- Snmp ● active

#### Voyager Cpu & Memory Usage

1.84 Cpu  
 15% Memory Usage  
 8 GB Memory Total  
 6.44 GB Memory Used  
 1.21 GB Memory Available  
 0.81 GB Voyager Load  
 0.0559 sec Voyager Load Time  
 11G /userdata/logs/ Log Size  
 1 Established Connections  
 1 Total Connections

#### Voyager Disk Usage

77 GB Total  
 27 GB Used  
 50 GB Available

#### Voyager Archive Log Dates

Traffic 2021-11-13  
 Utm 2021-11-13  
 Events 2021-11-13  
 Dns

Voyager işlemci, bellek kullanım durumu.  
 Http servisi cevap zamanı.  
 İmzalanmış logların kapladığı alan.

# Syslog Dashboard

- Dashboard
- Log View
- Reports
- Log Rotation
- Settings
- HOTSPOT
  - Dashboard
  - User Management
  - Settings
  - Portal Settings
  - Logs
- GENERAL SETTINGS
  - System General



### Voyager Service Status

- Web Service ● active
- Syslog ● active
- Database ● active
- UserAuth ● active
- Snmp ● active

### Voyager Cpu & Memory Usage

- 1.84 Cpu
- 15% Memory Usage
- 8 GB Memory Total
- 6.44 GB Memory Used
- 1.21 GB Memory Available
- 0.81 GB Voyager Load
- 0.0559 sec Voyager Load Time
- 11G /userdata/logs/ Log Size
- 1 Established Connections
- 1 Total Connections

### Voyager Disk Usage

- 77 GB Total
- 27 GB Used

### Voyager Archive Log Dates

- Traffic 2021-11-13
- Utm 2021-11-13
- Events 2021-11-13
- Dns

Voyager arşiv log başlangıç tarihleri.



# Log Görüntüleme



## Syslog Traffic Logs - FGT80FTK21015196

Live 2021-11-16 - 22:57:16 » 2021-11-17 - 14:13:17

date	time	type	subtype	user	group	srcip	dstip	action	service
2021-11-17	14:13:18	traffic	forward	C0-B8-83-F3-9B-D9		10.21.17.59	13.32.99.21	accept	Amazon-AWS
2021-11-17	14:13:18	traffic	forward	C0-B8-83-F3-9B-D9		10.21.17.59	216.239.32.3	accept	Google-Web
2021-11-17	14:13:17	traffic	forward	C0-B8-83-F3-9B-D9		10.21.17.59	104.18.9.99	accept	Cloudflare-CDN
2021-11-17	14:13:17	traffic	forward	C0-B8-83-F3-9B-D9		10.21.17.59	104.17.64.50	accept	Cloudflare-CDN
2021-11-17	14:13:17	traffic	forward	C0-B8-83-F3-9B-D9		10.21.17.59	172.217.17.98	accept	Google-Web
2021-11-17	14:13:17	traffic	forward			10.21.17.70	172.217.17.238	accept	Google-Web
2021-11-17	14:13:17	traffic	forward			10.19.5.99	10.21.22.5	accept	udp/161
2021-11-17	14:13:17	traffic	forward			10.19.5.99	10.21.22.5	accept	udp/161
2021-11-17	14:13:17	traffic	forward			10.19.5.99	10.21.22.5	accept	udp/161
2021-11-17	14:13:16	traffic	forward			10.21.17.77	184.168.92.148	server-rst	HTTP

Search date Search time Search type Search subtype Search user Search group Search srcip Search dstip Search action Search service

Showing 1 to 10 of 199,870 entries

Previous 1 2 3 4 5 ... 19987 Next

Ekran üzerinde gösterilen log sayılarını ifade eder.

Ekran üzerinde gösterilen Logları panoya kopyalar.

Ekran üzerinde gösterilen Logları excel olarak Kayıt eder.

Ekran üzerinde gösterilen Logları pdf olarak kayıt eder.

Ekran üzerinde gösterilen Log critterlerini belirler.

Yeni işlenen logları gösterir.

## Syslog Traffic Logs - FGT80FTK21015196

Live

2021-11-16 - 22:57:16 » 2021-11-17 - 14:13:17

Show 10 rows Copy Excel PDF Column visibility Reload

Search:

date	time	type	subtype	user	group	srcip	dstip	action	service
2021-11-17	14:13:18	traffic	forward	C0-B8-83-F3-9B-D9		10.21.17.59	13.32.99.21	accept	Amazon-AWS
2021-11-17	14:13:18	traffic	forward	C0-B8-83-F3-9B-D9		10.21.17.59	216.239.32.3	accept	Google-Web
2021-11-17	14:13:17	traffic	forward	C0-B8-83-F3-9B-D9		10.21.17.59	104.18.9.99	accept	Cloudflare-CDN
2021-11-17	14:13:17	traffic	forward	C0-B8-83-F3-9B-D9		10.21.17.59	104.17.64.50	accept	Cloudflare-CDN
2021-11-17	14:13:17	traffic	forward	C0-B8-83-F3-9B-D9		10.21.17.59	172.217.17.238	accept	Google-Web
2021-11-17	14:13:17	traffic	forward	C0-B8-83-F3-9B-D9		10.21.17.70	172.217.17.238	accept	Google-Web
2021-11-17	14:13:17	traffic	forward	C0-B8-83-F3-9B-D9		10.19.5.99	10.21.22.5	accept	udp:161
2021-11-17	14:13:17	traffic	forward	C0-B8-83-F3-9B-D9		10.19.5.99	10.21.22.5	accept	udp:161
2021-11-17	14:13:17	traffic	forward	C0-B8-83-F3-9B-D9		10.19.5.99	10.21.22.5	accept	udp:161
2021-11-17	14:13:16	traffic	forward	C0-B8-83-F3-9B-D9		10.21.17.77	184.168.92.148	server-rst	HTTP

Search date Search time Search type Search subtype Search user Search group Search srcip Search dstip Search action Search service

Showing 1 to 10 of 199,870 entries

Previous 1 2 3 4 5 ... 19987 Next

Log alınan cihazın seri numarası.

Log criteriğine göre ara hanesi.

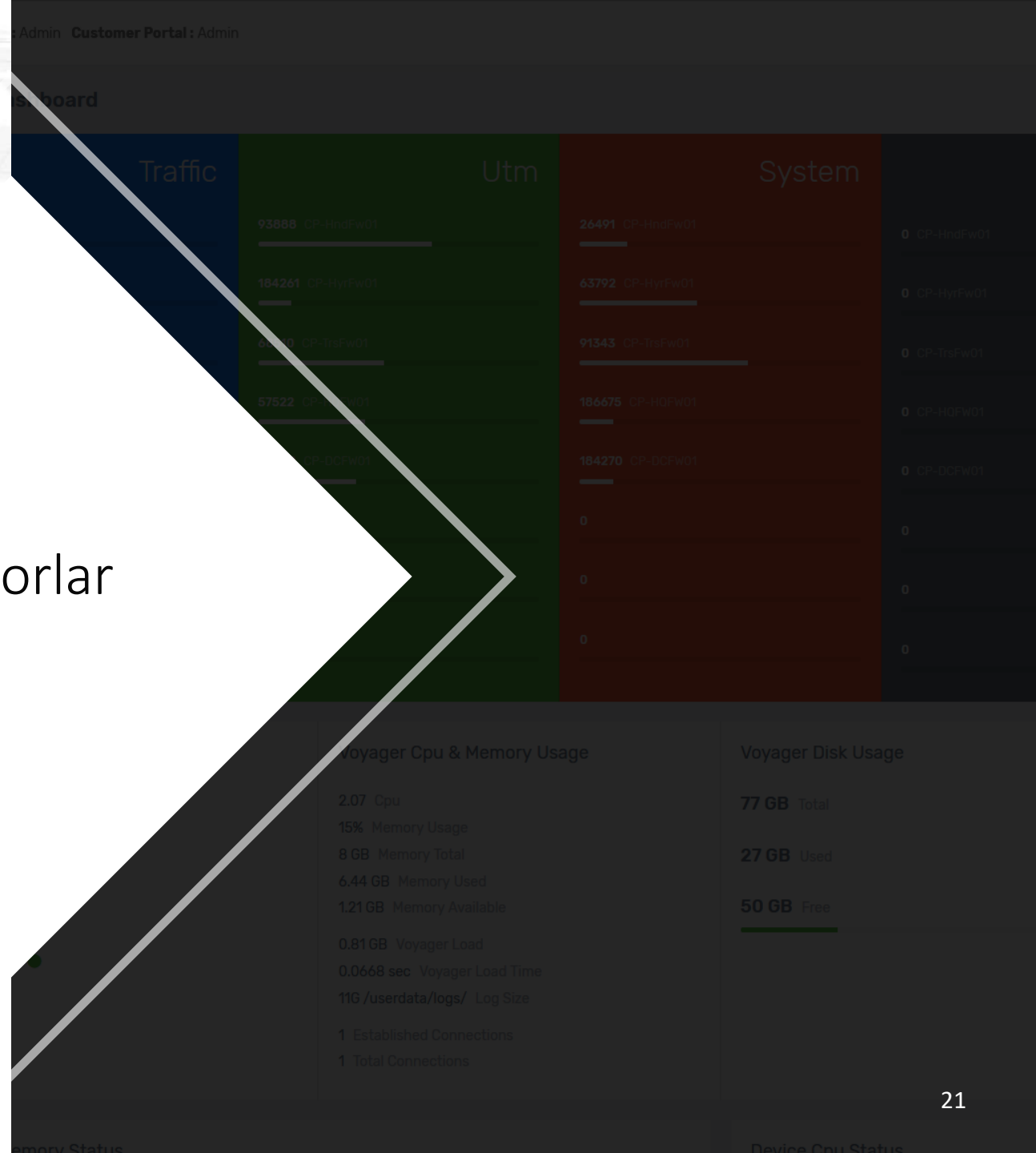
Canlı ve arşiv log gösterim seçeneği.

Veritabanında bulunan logların başlangıç ve bitiş tarihleri.

Logların sayfa gösterim seçeneği.



# Raporlar



# Raporlar

Raporlar veritabanı içerisinde bulunan loglar üzerine çalıştırılabilir. Loglar belirlenen eşik değerine ulaştığı zaman canlı ve arşiv tabloları üzerinden silinir.

Raporlar eklenmiş olan güvenlik duvarı veya duvarlarınızın altında, açılır menüde görüntülenir.

**Source Traffic Report (TOP 10)** : Güvenlik duvarınız üzerinde bulunan arayüz (interface) kaynak baz alınarak rapor almanızı sağlar. Trafik loglarını içerir.

**Destination Traffic Report (TOP 10)** : Güvenlik duvarınız üzerinde bulunan arayüz (interface) hedef baz alınarak rapor almanızı sağlar. Trafik loglarını içerir.

**Source User Report** : Kaynak ağ adresi baz alınarak belirlenen tarihler arasında rapor almanızı sağlar. Webfilter ve Application bazında kategori olarak rapor verir. Trafik, UTM loglarını içerir.

**Web Filtering Report** : Kaynak ağ adresi bazlı belirlenen tarihler arasında giriş yapılan alan adı bilgilerini raporlar. UTM logları içerir.

**Service Report (TOP10)** : Güvenlik duvarınız üzerinde bulunan arayüz (interface) kaynak baz alınarak verilen tarihler arasındaki en çok kullanılan servisleri rapor olarak verir. Detay içermez. Trafik logları içerir.

**Application Report (TOP10)** : Güvenlik duvarınız üzerinde bulunan arayüz (interface) kaynak baz alınarak verilen tarihler arasındaki "Application Filter" loglarını kategori, alt kategori, session ve bandwidth olarak raporlar.

**Web Report (TOP10)** : Güvenlik duvarınız üzerinde bulunan arayüz (interface) kaynak baz alınarak verilen tarihler arasındaki "Web Filter" loglarını kategori, alt kategori, session ve bandwidth olarak raporlar.

**VPN SSL Report** : Verilen tarihler arasındaki "SslVpn" bağlantısı gerçekleştirmiş kullanıcıları listeleyebilir, detaylarını görebilirsiniz.

**Security Report** : IPS, Waf, Antivirus, Ddos tarafından üretilen logları vereceğiniz tarih aralığına göre görebilirsiniz.

## Syslog Source Traffic Reports - FGT80FTK21015196

Archive 2021-11-13 - 17:29:52 » 2021-11-17 - 14:15:13

2021-11-13

2021-11-17

Please select Destination Interface

Search

### Top 10 Source Traffic

Show 10 rows

Copy

Excel

PDF

Search:

Source IP	Src. Intf.	Service	Total Send	Total Received
10.21.21.29	Guest	DNS	288.69 MB	5.21 GB
10.21.21.27	Guest	DNS	443.51 MB	12.40 GB
10.21.21.25	Guest	DNS	565.25 MB	11.82 GB
10.21.18.130	Service_Vlan	HTTPS	40.45 GB	10.89 GB
10.21.17.75	User_Vlan	Microsoft-Web	194 GB	5.31 GB
10.21.17.69	User_Vlan	Microsoft-Web	192 GB	51.77 GB
10.21.17.67	User_Vlan	Microsoft-Web	634.15 MB	7.13 GB
10.21.17.65	User_Vlan	Microsoft-Web	1.07 GB	20.40 GB
10.21.17.64	User_Vlan	Microsoft-Web	569.26 MB	6.61 GB
10.21.17.10	User_Vlan	HTTP	2.92 GB	16.53 GB

Showing 1 to 10 of 10 entries

Previous 1 Next

Rapor başlangıç tarihi.

Rapor bitiş tarihi.

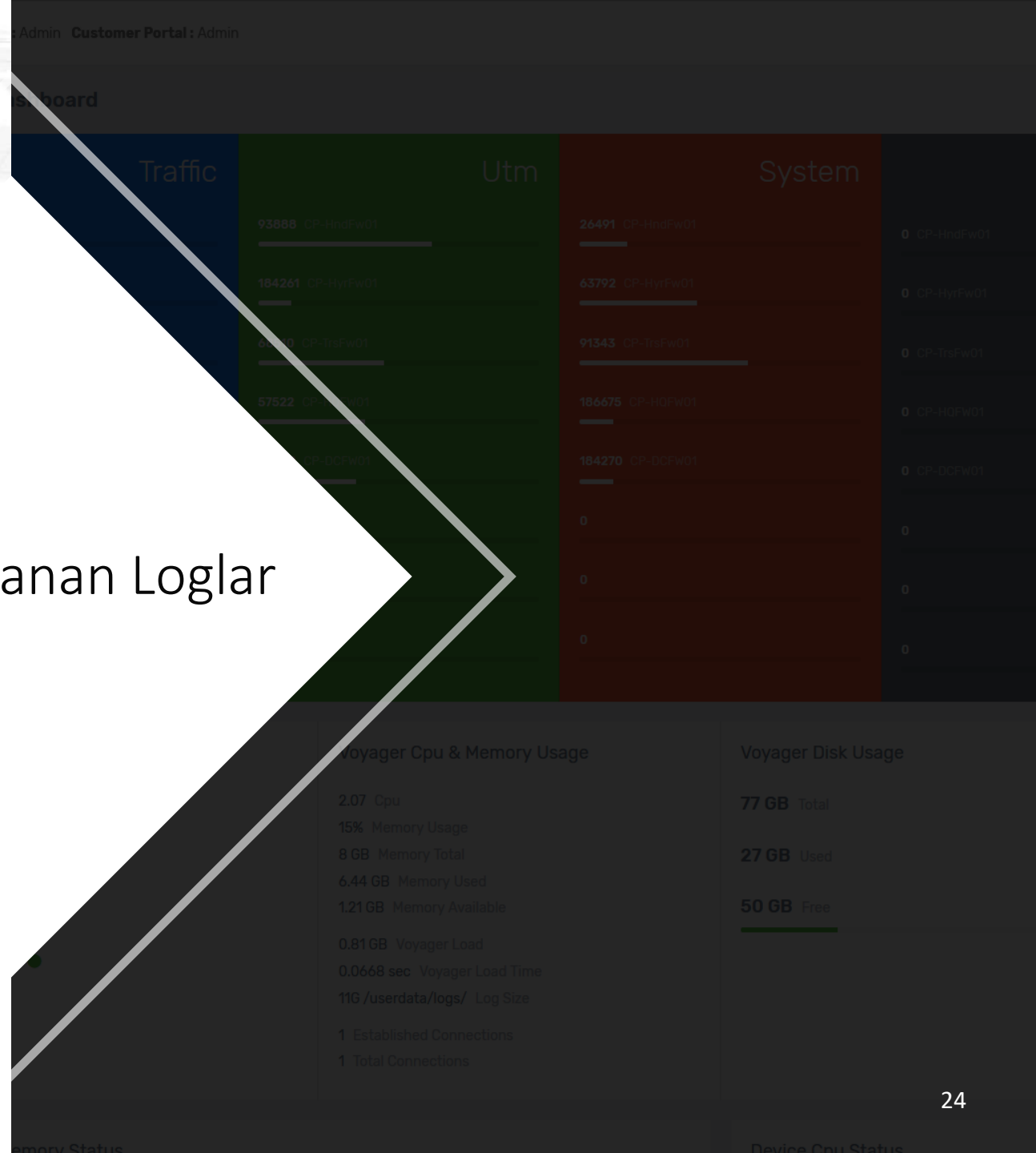
Rapor gösterimi yapılacak hedef arayüz.

Canlı ve arşiv rapor arama seçeneği.

Veritabanında bulunan logların, Rapor için kullanabileceğiniz başlangıç ve bitiş tarihleri.

Rapor sayfa gösterim seçeneği.

## Sıkıştırılan Ve İmzalanın Loglar



## Syslog Log Rotation

Admin » Admin » Syslog Log Rotation

Show 10 rows Copy Excel PDF Column visibility Reload File Mode

logdate	signed	signeddate	logname	type	devicename	logstart	logend	ftpload	ksmsign
2021-11-17 14:39:01	Yes	2021-11-17 14:40:01	voyager_traffic_CP-DCFw01_2021_11_17_14_39_01.log	traffic5	CP-DCFw01	2021-11-17 14:13:17	2021-11-17 14:39:06	No	No
2021-11-17 14:35:01	Yes	2021-11-17 14:36:01	voyager_traffic_CP-HQFW01_2021_11_17_14_35_01.log	traffic4	CP-HQFW01	2021-11-17 13:57:17	2021-11-17 14:35:06	No	No
2021-11-17 14:15:01	Yes	2021-11-17 14:16:01	voyager_traffic_CP-HndFw01_2021_11_17_14_15_01.log	traffic6	CP-HndFw01	2021-11-16 22:57:17	2021-11-17 14:15:07	No	No
2021-11-17 14:13:02	Yes	2021-11-17 14:14:01	voyager_traffic_CP-DCFw01_2021_11_17_14_13_02.log	traffic5	CP-DCFw01	2021-11-17 13:47:17	2021-11-17 14:13:07	No	No
2021-11-17 13:57:02	Yes	2021-11-17 13:58:01	voyager_traffic_CP-HQFW01_2021_11_17_13_57_02.log	traffic4	CP-HQFW01	2021-11-17 13:19:18	2021-11-17 13:57:07	No	No
2021-11-17 13:55:03	Yes	2021-11-17 13:56:01	voyager_utm_CP-HyrFw01_2021_11_17_13_55_03.log	utm2	CP-HyrFw01	2021-11-16 19:49:21	2021-11-17 13:55:08	No	No
2021-11-17 13:51:03	Yes	2021-11-17 13:52:01	voyager_utm_CP-HQFW01_2021_11_17_13_51_03.log	utm4	CP-HQFW01	2021-11-17 12:31:20	2021-11-17 13:51:08	No	No
2021-11-17 13:47:02	Yes	2021-11-17 13:48:01	voyager_traffic_CP-DCFw01_2021_11_17_13_47_02.log	traffic5	CP-DCFw01	2021-11-17 13:21:18	2021-11-17 13:47:07	No	No
2021-11-17 13:36:01	Yes	2021-11-17 13:36:02	voyager_traffic_CP-TrsFw01_2021_11_17_13_35_01.log	traffic3	CP-TrsFw01	2021-11-17 03:33:15	2021-11-17 13:35:06	No	No
2021-11-17 13:23:04	Yes	2021-11-17 13:24:01	voyager_utm_CP-HQFW01_2021_11_17_13_23_04.log	event4	CP-HQFW01	2021-11-17 02:23:24	2021-11-17 13:23:08	No	No

Search logdate

Search signed

Search signeddate

Search logname

Search type

Search devicename

Search logstart

Search logend

Search ftpupload

Search ksmsg

Showing 1 to 10 of 591 entries (filtered from 592 total entries)

İmzalanacak log oluşturulma tarihi.

Log imza durumu.

İmzalanacak log imza tarihi.

İmzalanacak log ismi.

İmzalanacak log türü.

İmzalanacak logun ait olduğu cihaz.

İmzalanacak logun başlangıç log tarihi

İmzalanacak logun bitiş log tarihi

İmzalanacak logun ftp Hedefine yükleme durumu

## Syslog Log Rotation

Admin » Admin » Syslog Log Rotation

Search:

type	devicename	logstart	logend	ftpupload	hash	ksmsign	ksmmsg	logfile	signfile
_01.log	traffic5	CP-DCFw01	2021-11-17 14:13:17	2021-11-17 14:39:06	No	29f32ae9004611bfa5ee039a416be426	No	<a href="#">Download</a>	<a href="#">Download</a>
_01.log	traffic4	CP-HQFW01	2021-11-17 13:57:17	2021-11-17 14:35:06	No	2574cd2edb8f6931190dd53cbd4da9fd	No	<a href="#">Download</a>	<a href="#">Download</a>
_01.log	traffic	CP-HndFw01	2021-11-16 22:57:17	2021-11-17 14:15:07	No	2563b1a5427a218678c573fafe46fa41	No	<a href="#">Download</a>	<a href="#">Download</a>
_02.log	traffic5	CP-DCFw01	2021-11-17 13:47:17	2021-11-17 14:13:07	No	a8c930f7cec044c338d9b43df8aa73f5	No	<a href="#">Download</a>	<a href="#">Download</a>
_02.log	traffic4	CP-HQFW01	2021-11-17 13:19:18	2021-11-17 13:57:07	No	6ad435615bd65b5507e2d20d7c791687	No	<a href="#">Download</a>	<a href="#">Download</a>
_03.log	utm2	CP-HyrFw01	2021-11-16 19:49:21	2021-11-17 13:55:08	No	5eef687955b633aee18631d4f2766fc	No	<a href="#">Download</a>	<a href="#">Download</a>
_03.log	utm4	CP-HQFW01	2021-11-17 12:31:20	2021-11-17 13:51:08	No	d080666af693a949deadDef7c6509a181	No	<a href="#">Download</a>	<a href="#">Download</a>
_02.log	traffic5	CP-DCFw01	2021-11-17 13:21:18	2021-11-17 13:47:07	No	d08a0c8c189a32f27778164c02115d	No	<a href="#">Download</a>	<a href="#">Download</a>
_01.log	traffic3	CP-TrsFw01	2021-11-17 03:33:15	2021-11-17 13:35:06	No	083e04d09736bbc9532a666f660f3a72	No	<a href="#">Download</a>	<a href="#">Download</a>
_04.log	event4	CP-HQFW01	2021-11-17 02:23:24	2021-11-17 13:23:08	No	82025c091e0de98bbd0a24c70b095780	No	<a href="#">Download</a>	<a href="#">Download</a>

Search type

Search devicename

Search logstart

Search logend

Search ftpupload

ksmsign

Search ksmmsg

Search logfile

Search signfile

Previous  2 3 4 5 ... 60 Next

İmzalanan Log dosyasına ait değişmez kod

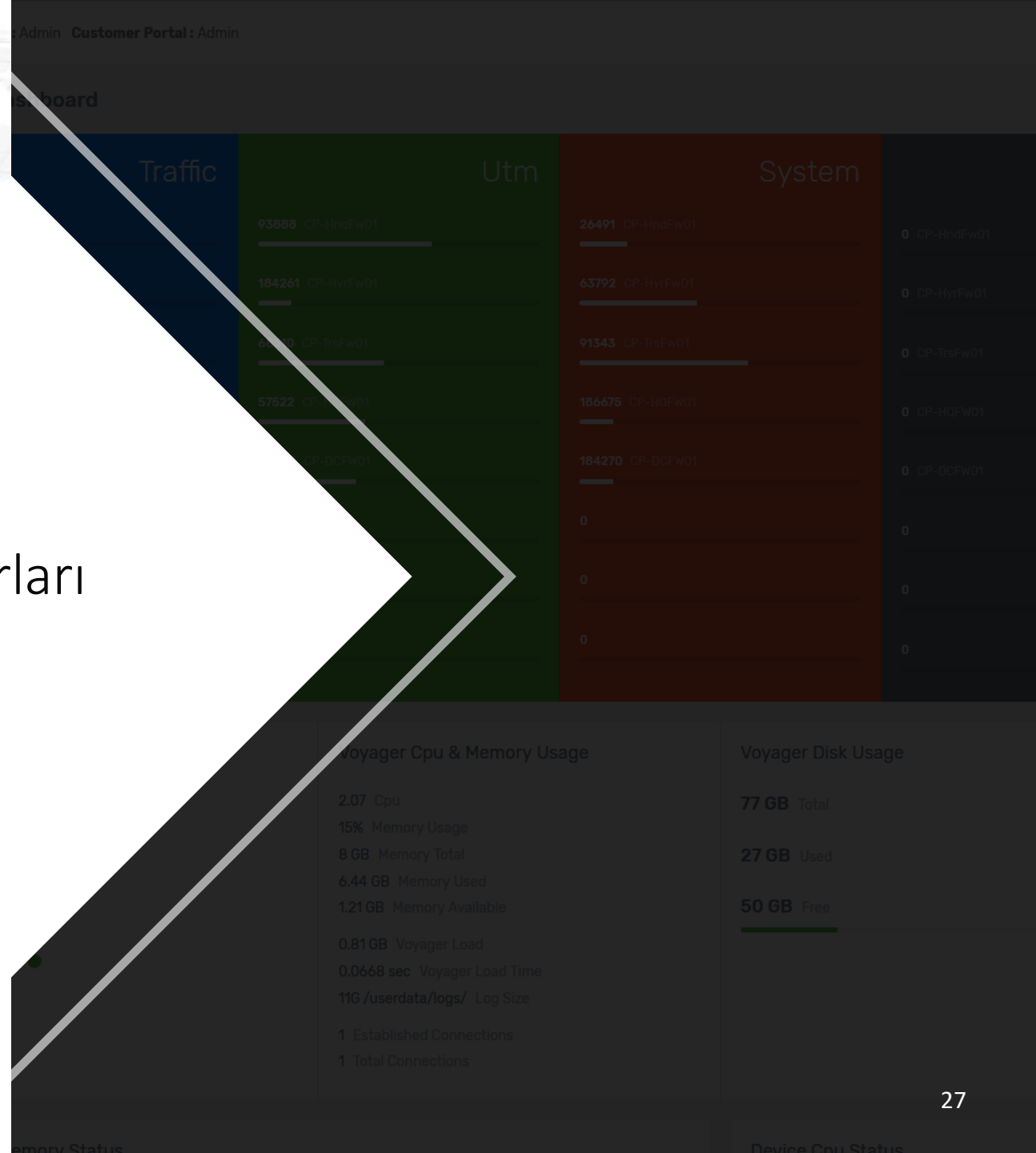
Kamusal entegrasyonu aktif ise, kamusal tarafından Logun imzalanma durumu

Kamusal imza Dönüş mesajı İmzalanan log dosyasının bağlantısı

Kamusal imza dosyası



## Log Ayarları



## Syslog Settings

Admin » Admin » Syslog Settings

## Live Log Settings

Set your live log count.

Fortigate Traffic	-	200000	+
Fortigate Utm	-	200000	+
Fortigate Event	-	200000	+
Fortigate Dns	-	200000	+
Dhcp (Windows Server)	-	150000	+
General Network Devices	-	150000	+

Update Live Log Settings

## Archive Log (Deleting) Settings

Set your archive log deleting count.

Fortigate Traffic	-	2000000	+
Fortigate Utm	-	2000000	+
Fortigate Event	-	2000000	+
Fortigate Dns	-	2000000	+
Dhcp (Windows Server)	-	2000000	+
General Network Devices	-	2000000	+

Update Archive Log Settings

## Ftp Upload Settings

FTP Status :

Ftp Auto Update Enable Disable

Ftp Host

Ftp Port 21

Ftp Password

Ftp Path

Ftp Log Deleting Disable

Update Ftp Settings

Canlı log eşik değeri.

Belirlenen değere ulaşan loglar. imzalanmak üzere bir dosya üzerine yazılır.

Aynı zamanda arşiv kısmına aktarılarak, kalıcı olarak veritabanından silinir.

## Delete Archive Logs

Device1 Device2 Device3 Device4 Device5 Device6 Device7 Device8

Traffic	2021-11-13	Delete
Utm	2021-11-13	Delete
Events	2021-11-13	Delete
Dns	Delete	
Dhcp (Windows Server)	0	Delete

## KamuSM Settings

KamuSM Enable Disable

TSS Address http://tzd.kamasm.gov.tr

TSS Port 80

Customer No 9846

Customer Password 06Ye8Ebr

Update KamuSM Settings

KamuSM Balance

## Log Device Settings

Set your syslog device serial settings.

## Syslog Settings

Admin » Admin » Syslog Settings

## Live Log Settings

Set your live log count.

Fortigate Traffic	-	200000	+
Fortigate Utm	-	200000	+
Fortigate Event	-	200000	+
Fortigate Dns	-	200000	+
Dhcp (Windows Server)	-	150000	+
General Network Devices	-	150000	+

Update Live Log Settings

## Archive Log (Deleting) Settings

Set your archive log deleting count.

Fortigate Traffic	-	2000000	+
Fortigate Utm	-	2000000	+
Fortigate Event	-	2000000	+
Fortigate Dns	-	2000000	+
Dhcp (Windows Server)	-	2000000	+
General Network Devices	-		+

Update Archive Log Settings

## Ftp Upload Settings

FTP Status :

Ftp Auto Update Enable Disable

Ftp Host

Ftp Port 21

Ftp User

Ftp Password

Ftp Path

Ftp Log Deleting Disable

Update Ftp Settings

Arşiv log eşik değeri.

Belirlenen değere ulaşan loglar,  
kalıcı olarak veritabanından silinir.

## Delete Archive Logs

Device1 Device2 Device3 Device4 Device5 Device6 Device7 Device8

Traffic	2021-11-13	Delete
Utm	2021-11-13	Delete
Events	2021-11-13	Delete
Dns	Delete	
Dhcp (Windows Server)	0	Delete

## KamuSM Settings

KamuSM Enable Disable

TSS Address http://tzd.kamasm.gov.tr

TSS Port 80

Customer No 9846

Customer Password 06Ye8Ebr

Update KamuSM Settings

KamuSM Balance

## Log Device Settings

Set your syslog device serial settings.

## Syslog Settings

Admin » Admin » Syslog Settings

## Live Log Settings

Set your live log count.

Fortigate Traffic	-	200000	+
Fortigate Utm	-	200000	+
Fortigate Event	-	200000	+
Fortigate Dns	-	200000	+
Dhcp (Windows Server)	-	150000	+
General Network Devices	-	150000	+

Update Live Log Settings

## Archive Log (Deleting) Settings

Set your archive log deleting count.

Fortigate Traffic	-	2000000	+
Fortigate Utm	-	2000000	+
Fortigate Dns	-	2000000	+
General Network Devices	-	2000000	+

Update Archive Log Settings

İmzalanan loglarını ftp sunucusuna aktarabilmeniz için gerekli ftp sunucu bağlantı parametreleri.

FTP LOG DELETING : Ftp sunucusuna aktardığınız loglar kalıcı olarak sistemden silinir.

## Ftp Upload Settings

FTP Status :

Ftp Auto Update Enable  Disable

Ftp Host

Ftp Port 21

Ftp User

Ftp Password

Ftp Path

Ftp Log Deleting  Disable

Update Ftp Settings

## Delete Archive Logs

Device1 Device2 Device3 Device4 Device5 Device6 Device7 Device8

Traffic	2021-11-13	Delete
Utm	2021-11-13	Delete
Events	2021-11-13	Delete
Dns	Delete	
Dhcp (Windows Server)	0	Delete

## KamuSM Settings

KamuSM Enable  Disable

TSS Address http://tzd.kamasm.gov.tr

TSS Port 80

Customer No 9846

Customer Password 06Ye8Ebr

Update KamuSM Settings

KamuSM Balance

## Log Device Settings

Set your syslog device serial settings.

Dhcp (Windows Server) - 150000 +

Dhcp (Windows Server) - 2000000 +

Ftp Password

General Network Devices - 150000 +

General Network Devices - +

Ftp Path

Update Live Log Settings

Update Archive Log Settings

Ftp Log Deleting Disable

Update Ftp Settings

## Delete Archive Logs

Device1 Device2 Device3 Device4 Device5 Device6 Device7 Device8

Traffic 2021-11-13 Delete

Utm 2021-11-13 Delete

Events 2021-11-13 Delete

Dns Delete

Dhcp (Windows Server) 0 Delete

## KamuSM Settings

KamuSM Enable Disable

TSS Address http://tzd.kamusm.gov.tr

TSS Password

Customer No 9846

Customer Password 06Ye8Ebr

Update KamuSM Settings

KamuSM Balance

Arşiv içerisinde bulunan logları, cihaz ve log türlerine göre manuel olarak silebilirsiniz.

## Log Device Settings

Set your syslog device serial settings.

Device1 Fortigate

Device4 Fortigate

Device7 Fortigate

Device 1 Serial Master FGT80FTK21015196

Device 4 Serial Master FG200FT921903297

Device 7 Serial Master

Device 1 Serial Slave

Device 4 Serial Slave

Device 7 Serial Slave

Device2 Fortigate

Device5 Fortigate

Device8 Fortigate

Device 2 Serial Master FGT80FTK21015075

Device 5 Serial Master FG200FT921903294

Device 8 Serial Master

SYSLOG

Dashboard

Log View

Reports

Log Rotation

Settings

HOTSPOT

Dashboard

User Management

Settings

Portal Settings

Logs

GENERAL SETTINGS

System General

Dhcp (Windows Server) - 150000 +

General Network Devices - 150000 +

Update Live Log Settings

Dhcp (Windows Server) - 2000000 +

General Network Devices - +

Update Archive Log Settings

Ftp Password

Ftp Path

Ftp Log Deleting Disable

Update Ftp Settings

## Delete Archive Logs

Device1	Device2	Device3	Device4	Device5	Device6	Device7	Device8	
Traffic	2021-11-13							Delete
Utm	2021-11-13							Delete
Events	2021-11-13							Delete
Dns	Delete							
Dhcp (Windows Server)	0							Delete

Voyager tarafında imzalanan loglarınızı, Kamusm entegrasyonu ile de dijital olarak imzalayabilirsiniz.

Entegrasyon için Kamusm tarafında açtığınız hesap Bilgilerini girmeniz ve imza durumunu "ENABLE" olarak güncellemeniz yeterlidir.

## KamuSM Settings

KamuSM Enable Disable

TSS Address http://tzd.kamusm.gov.tr

TSS Port 80

Customer No

Customer Password

Update KamuSM Settings

KamuSM Balance

## Log Device Settings

Set your syslog device serial settings.

Device1	Fortigate	Device4	Fortigate	Device7	Fortigate
Device 1 Serial Master	FGT80FTK21015196	Device 4 Serial Master	FG200FT921903297	Device 7 Serial Master	
Device 1 Serial Slave		Device 4 Serial Slave		Device 7 Serial Slave	
Device2	Fortigate	Device5	Fortigate	Device8	Fortigate
Device 2 Serial Master	FGT80FTK21015075	Device 5 Serial Master	FG200FT921903294	Device 8 Serial Master	

## Log Device Settings

Set your syslog device serial settings.

Device1 Fortigate	Device4 Fortigate	Device7 Fortigate
Device 1 Serial Master FG256FT1921903296	Device 4 Serial Master FG256FT1921903296	Device 7 Serial Master
Device 1 Serial Slave	Device 4 Serial Slave	Device 7 Serial Slave
Device2 Fortigate	Device5 Fortigate	Device8 Fortigate
Device 2 Serial Master FG256FT1921903296	Device 5 Serial Master FG256FT1921903296	Device 8 Serial Master
Device 2 Serial Slave	Device 5 Serial Slave	Device 8 Serial Slave
Device3 Fortigate	Device6 Fortigate	
Device 3 Serial Master FG256FT1921903296	Device 6 Serial Master	
Device 3 Serial Slave	Device 6 Serial Slave	

## General Network

General Device 1 Host

General Device 2 Host

General Device 3 Host

Loglarını alacağınız güvenlik duvarı cihazlarınızın türünü belirledikten sonra seri numaralarını girmeniz gereklidir. HA kullanıyorsanız, slave cihazın seri numarasını girmelisiniz.

Lisans durumunuza göre log alacağınız cihaz sayınız belirlenir.

Seri numaralarını girdikten sonra "Update Device Syslog Settings" butonuna basarak ayarları kayit etmeli, sayfa yüklendikten sonra

"Create Syslog Configuration" butonu ile konfigürasyon dosyası oluşturmalısınız.

General Device 10 Host

General Device 12 Host

General Device 21 Host

General Device 22 Host

General Device 23 Host

Lisans durumunuza göre "General Network" hanesi kapalı olarak gelebilir. Bu kısımda log alabileceğiniz cihazlar dökümünde belirtilmiştir.

İp adreslerini girdikten sonra "Update Device Syslog Settings" butonuna basarak ayarları kayıt etmeli, sayfa yüklendikten sonra "Create Syslog Configuration" butonu ile konfigürasyon dosyası oluşturmalsınız.

**EKLİSANS GEREKTİRİR.**

### General Network

General Device 1 Host	172.16.254.1	General Device 10 Host		General Device 21 Host	
General Device 2 Host	172.16.254.2	General Device 12 Host		General Device 22 Host	
General Device 3 Host	172.16.254.3	General Device 13 Host		General Device 23 Host	
General Device 4 Host	172.16.254.4	General Device 14 Host		General Device 24 Host	
General Device 5 Host	172.16.254.5	General Device 15 Host		General Device 25 Host	
General Device 6 Host		General Device 16 Host		General Device 26 Host	
General Device 7 Host		General Device 17 Host		General Device 27 Host	
General Device 8 Host		General Device 18 Host		General Device 28 Host	
General Device 9 Host		General Device 19 Host		General Device 29 Host	
General Device 10 Host		General Device 20 Host		General Device 30 Host	

Update Syslog Device Settings Create Configuration



- SYSL0G
- Dashboard
- Log View
- Reports
- Log Rotation
- Settings
- HOTSPOT
- Dashboard
- User Management
  - Users
  - Users Api Mode
  - Users Expiring
  - User Groups
  - Users (One Time)
  - Mac Address
- Settings
- Portal Settings
- Logs
- GENERAL SETTINGS
- System General

### HotSpot Dashboard

Admin » Admin » Dashboard

(+) Active Users (Registered) 8

Waiting Users (Registered)

Expired Users (Registered)

Disabled Users (Registered)

Mac Passed Users

Mac Blocked Users

#### Last 7 Days Registered User Counts

Kayıt olmuş, aktif hotspot kullanıcıları.



#### Last Registered Users

USERNAME	STATUS	DATE	FIRSTNAME
test00000000	Enable	2021-11-19 12:16:58	test00000000
test00000001	Enable	2021-11-19 12:16:30	test00000001
test00000002	Enable	2021-11-18 19:12:23	test00000002
test00000003	Enable	2021-11-18 19:11:54	test00000003
test00000004	Enable	2021-11-18 19:10:42	test00000004
test00000005	Enable	2021-11-18 19:09:48	test00000005
test00000006	Enable	2021-11-18 19:09:24	test00000006
test00000007	Enable	2021-11-18 19:07:45	test00000007

#### Last 7 Days Authenticated User Counts

#### Last Rejected Users

USERNAME	DATE	MSG
test01	2021-10-21 18:31:35	Access-Reject

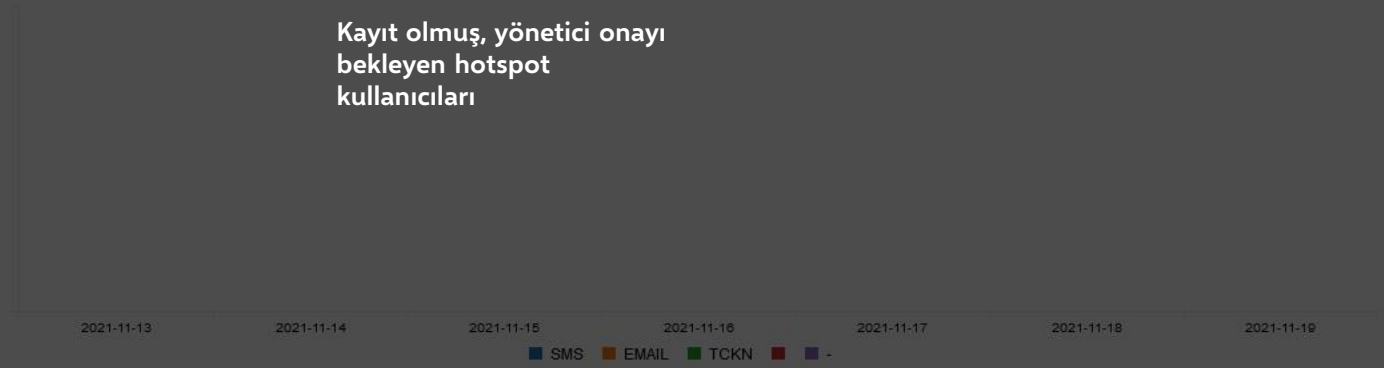
### HotSpot Dashboard

Admin » Admin » Dashboard

Summary cards for user status:

- Active Users (Registered) 8
- Waiting Users (Registered)**
- Expired Users (Registered)
- Disabled Users (Registered)
- Mac Passed Users
- Mac Blocked Users

#### Last 7 Days Registered User Counts



Kayıt olmuş, yönetici onayı bekleyen hotspot kullanıcıları

#### Last Registered Users

USERNAME	STATUS	DATE	FIRSTNAME
test0000000	Enable	2021-11-19 12:16:58	test0000000
test0000001	Enable	2021-11-19 12:16:30	test0000001
test0000002	Enable	2021-11-18 19:12:23	test0000002
test0000003	Enable	2021-11-18 19:11:54	test0000003
test0000004	Enable	2021-11-18 19:10:42	test0000004
test0000005	Enable	2021-11-18 19:09:48	test0000005
test0000006	Enable	2021-11-18 19:09:24	test0000006
test0000007	Enable	2021-11-18 19:07:45	test0000007

#### Last 7 Days Authenticated User Counts

#### Last Rejected Users

USERNAME	DATE	MSG
test01	2021-10-21 18:31:35	Access-Reject

### HotSpot Dashboard

Admin » Admin » Dashboard

Active Users (Registered) 8

Waiting Users (Registered)

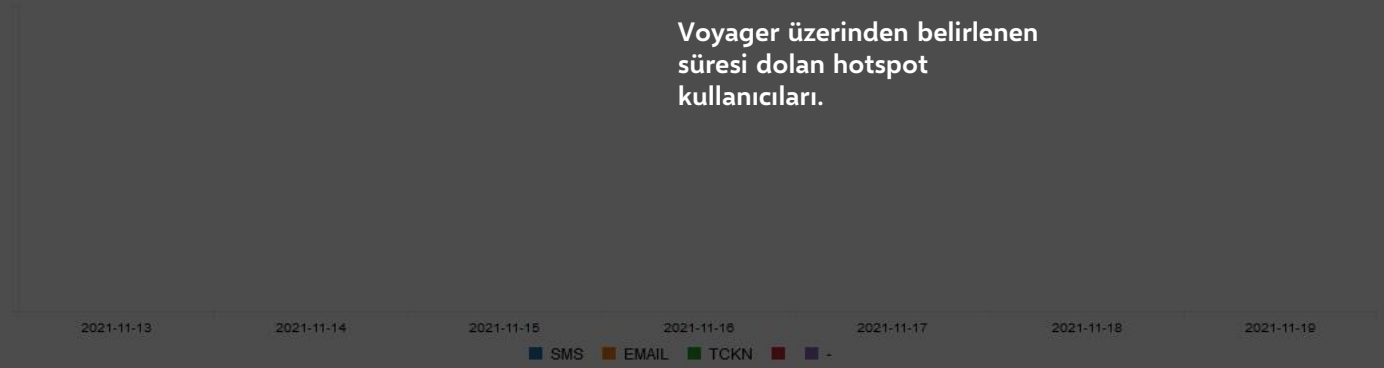
**Expired Users (Registered)**

Disabled Users (Registered)

Mac Passed Users

Mac Blocked Users

#### Last 7 Days Registered User Counts



#### Last Registered Users

USERNAME	STATUS	DATE	FIRSTNAME
test00000000	Enable	2021-11-19 12:16:58	test00000000
test00000000	Enable	2021-11-19 12:16:30	test00000000
test00000000	Enable	2021-11-18 19:12:23	test00000000
test00000000	Enable	2021-11-18 19:11:54	test00000000
test00000000	Enable	2021-11-18 19:10:42	test00000000
test00000000	Enable	2021-11-18 19:09:48	test00000000
test00000000	Enable	2021-11-18 19:09:24	test00000000
test00000000	Enable	2021-11-18 19:07:45	test00000000

#### Last 7 Days Authenticated User Counts

#### Last Rejected Users

USERNAME	DATE	MSG
test01	2021-10-21 18:31:35	Access-Reject

### HotSpot Dashboard

Active Users (Registered) **8**

Waiting Users (Registered)

Expired Users (Registered)

Disabled Users (Registered)

Mac Passed Users

Mac Blocked Users

#### Last 7 Days Registered User Counts



Yönetici tarafından girişleri engellenmiş hotspot kullanıcıları.

#### Last Registered Users

USERNAME	STATUS	DATE	FIRSTNAME
test00000000	Enable	2021-11-19 12:16:58	test00000000
test00000001	Enable	2021-11-19 12:16:30	test00000001
test00000002	Enable	2021-11-18 19:12:23	test00000002
test00000003	Enable	2021-11-18 19:11:54	test00000003
test00000004	Enable	2021-11-18 19:10:42	test00000004
test00000005	Enable	2021-11-18 19:09:48	test00000005
test00000006	Enable	2021-11-18 19:09:24	test00000006
test00000007	Enable	2021-11-18 19:07:45	test00000007

#### Last 7 Days Authenticated User Counts

#### Last Rejected Users

USERNAME	DATE	MSG
test01	2021-10-21 18:31:35	Access-Reject

### HotSpot Dashboard

Admin » Admin » Dashboard

- SYSL0G
- Dashboard
- Log View
- Reports
- Log Rotation
- Settings
- HOTSPOT
  - Dashboard
  - User Management
    - Users
    - Users Api Mode
    - Users Expiring
    - User Groups
    - Users (One Time)
    - Mac Address
  - Settings
  - Portal Settings
  - Logs
- GENERAL SETTINGS
  - System General

Active Users (Registered) 8

Waiting Users (Registered)

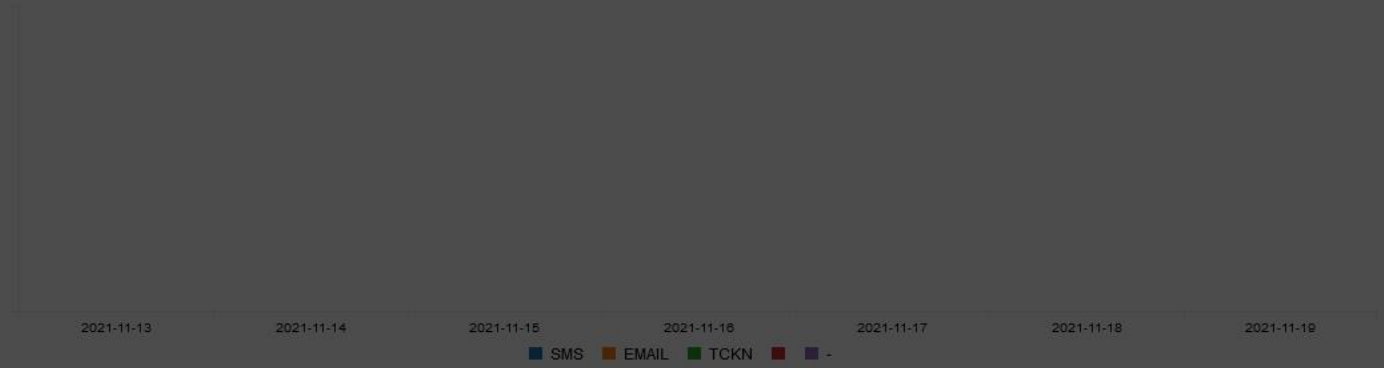
Expired Users (Registered)

Disabled Users (Registered)

Mac Passed Users

Mac Blocked Users

#### Last 7 Days Registered User Counts



#### Last Registered Users

USERNAME	STATUS	DATE	FIRSTNAME
test00000000	Enable	2021-11-19 12:16:58	test00000000
test00000001	Enable	2021-11-19 12:16:30	test00000001
test00000002	Enable	2021-11-18 19:12:23	test00000002
test00000003	Enable	2021-11-18 19:11:54	test00000003
test00000004	Enable	2021-11-18 19:10:42	test00000004
test00000005	Enable	2021-11-18 19:09:48	test00000005
test00000006	Enable	2021-11-18 19:09:24	test00000006
test00000007	Enable	2021-11-18 19:07:45	test00000007

Mac adresi olarak izin verilmiş hotspot kullanıcıları.

#### Last 7 Days Authenticated User Counts

#### Last Rejected Users

USERNAME	DATE	MSG
test01	2021-10-21 18:31:35	Access-Reject

### HotSpot Dashboard

Admin » Admin » Dashboard

- SYSL0G
- Dashboard
- Log View
- Reports
- Log Rotation
- Settings
- HOTSPOT
  - Dashboard
  - User Management
    - Users
    - Users Api Mode
    - Users Expiring
    - User Groups
    - Users (One Time)
    - Mac Address
  - Settings
  - Portal Settings
  - Logs
- GENERAL SETTINGS
  - System General

(+)

**Active Users (Registered)** 8

---

(+)

**Waiting Users (Registered)**

---

(+)

**Expired Users (Registered)**

---

(+)

**Disabled Users (Registered)**

---

(+)

**Mac Passed Users**

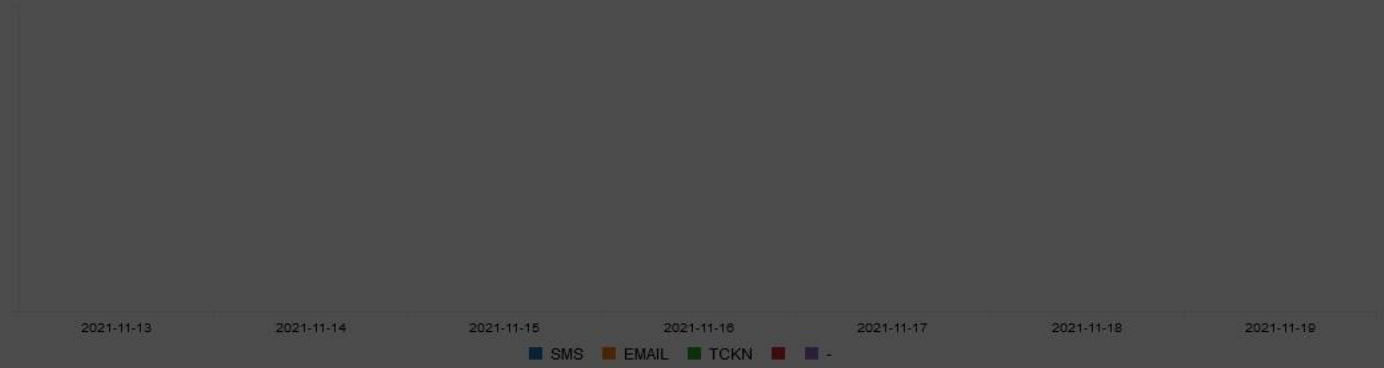
---

(+)

**Mac Blocked Users**

---

#### Last 7 Days Registered User Counts



#### Last Registered Users

USERNAME	STATUS	DATE	FIRSTNAME
...	Enable	2021-11-19 12:16:58	...
...	Enable	2021-11-19 12:16:30	...
...	Enable	2021-11-18 19:12:23	...
...	Enable	2021-11-18 19:11:54	...
...	Enable	2021-11-18 19:10:42	...
...	Enable	2021-11-18 19:09:48	...
...	Enable	2021-11-18 19:09:24	...
...	Enable	2021-11-18 19:07:45	...

Mac adresi olarak yasaklanmış hotspot kullanıcıları.

#### Last 7 Days Authenticated User Counts

#### Last Rejected Users

USERNAME	DATE	MSG
test01	2021-10-21 18:31:35	Access-Reject

### HotSpot Dashboard

Admin » Admin » Dashboard

Active Users (Registered) 8

Waiting Users (Registered)

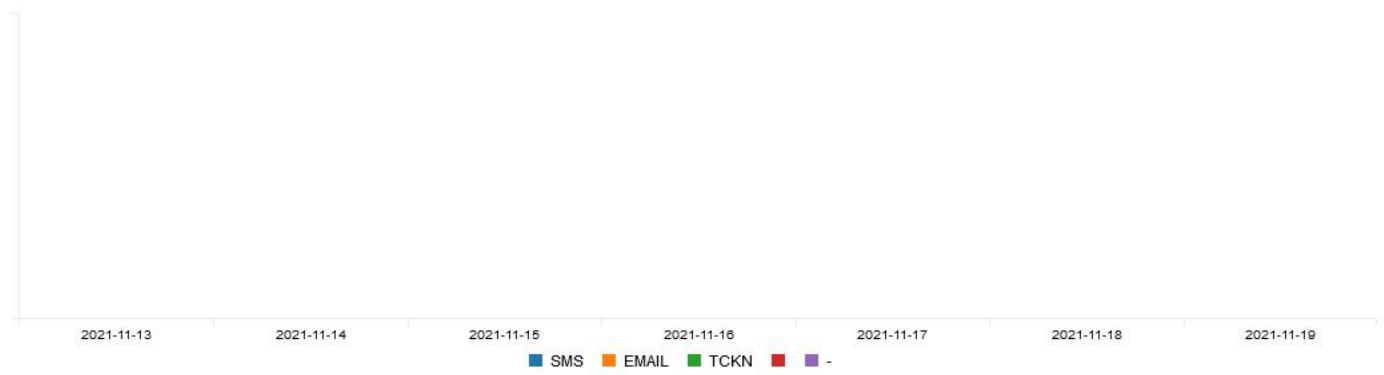
Expired Users (Registered)

Disabled Users (Registered)

Mac Passed Users

Mac Blocked Users

#### Last 7 Days Registered User Counts



Son 7 gün Kayıt olan hotspot kullanıcı sayıları

#### Last Registered Users

USERNAME	STATUS	DATE	FIRSTNAME
test00000000	Enable	2021-11-19 12:16:58	test00000000
test00000001	Enable	2021-11-19 12:16:30	test00000001
test00000002	Enable	2021-11-18 19:12:23	test00000002
test00000003	Enable	2021-11-18 19:11:54	test00000003
test00000004	Enable	2021-11-18 19:10:42	test00000004
test00000005	Enable	2021-11-18 19:09:48	test00000005
test00000006	Enable	2021-11-18 19:09:24	test00000006
test00000007	Enable	2021-11-18 19:07:45	test00000007

#### Last Rejected Users

USERNAME	DATE	MSG
test01	2021-10-21 18:31:35	Access-Reject

#### Last 7 Days Authenticated User Counts

- SYSLOG
- Dashboard
- Log View
- Reports
- Log Rotation
- Settings
- HOTSPOT
  - Dashboard
  - User Management
    - Users
    - Users Api Mode
    - Users Expiring
    - User Groups
    - Users (One Time)
    - Mac Address
  - Settings
  - Portal Settings
  - Logs
- GENERAL SETTINGS
  - System General

### HotSpot Dashboard

Admin » Admin » Dashboard

(8)

**Active Users (Registered)**

---

⌚

**Waiting Users (Registered)**

---

👤

**Expired Users (Registered)**

---

🚫

**Disabled Users (Registered)**

---

👤

**Mac Passed Users**

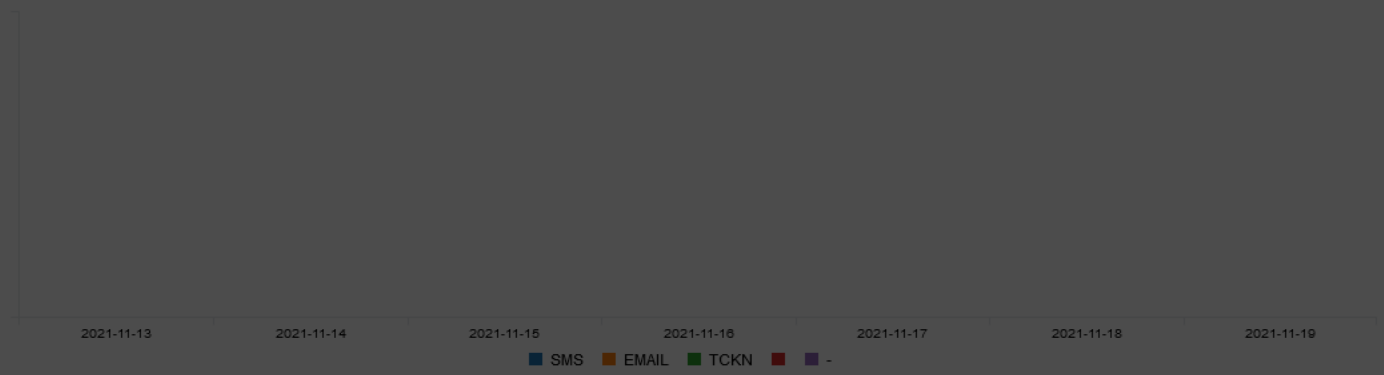
---

🚫

**Mac Blocked Users**

---

#### Last 7 Days Registered User Counts



#### Last 7 Days Authenticated User Counts

#### Last Registered Users

USERNAME	STATUS	DATE	FIRSTNAME
XXXXXXXXXX	Enable	2021-11-19 12:16:58	XXXXXXXXXX
XXXXXXXXXX	Enable	2021-11-19 12:16:30	XXXXXXXXXX
XXXXXXXXXX	Enable	2021-11-18 19:12:23	XXXXXXXXXX
XXXXXXXXXX	Enable	2021-11-18 19:11:54	XXXXXXXXXX
XXXXXXXXXX	Enable	2021-11-18 19:10:42	XXXXXXXXXX
XXXXXXXXXX	Enable	2021-11-18 19:09:48	XXXXXXXXXX
XXXXXXXXXX	Enable	2021-11-18 19:09:24	XXXXXXXXXX
XXXXXXXXXX	Enable	2021-11-18 19:07:45	XXXXXXXXXX

#### Last Rejected Users

USERNAME	DATE	STATUS
test01	2021-10-21 18:31:35	Access-Reject

## HotSpot Dashboard

Admin » Admin » Dashboard

(=) 8  
Active Users (Registered)

⌚  
Waiting Users (Registered)

✖  
Expired Users (Registered)

✖  
Disabled Users (Registered)

👤  
Mac Passed Users

✖  
Mac Blocked Users

(=)  
Active Users (Hotel)

⌚  
Reserved Users (Hotel)

✖  
Expired Users (Hotel)

✖  
Disabled Users (Hotel)

## Last 7 Days Registered User Counts



## Last Registered Users

USERNAME	STATUS	DATE	FIRSTNAME
XXXXXXXXXX	Enable	2021-11-19 12:16:58	XXXXXXXXXX
XXXXXXXXXX	Enable	2021-11-19 12:16:30	XXXXXXXXXX
XXXXXXXXXX	Enable	2021-11-18 19:12:23	XXXXXXXXXX
XXXXXXXXXX	Enable	2021-11-18 19:11:54	XXXXXXXXXX
XXXXXXXXXX	Enable	2021-11-18 19:10:42	XXXXXXXXXX
XXXXXXXXXX	Enable	2021-11-18 19:09:48	XXXXXXXXXX
XXXXXXXXXX	Enable	2021-11-18 19:09:24	XXXXXXXXXX
XXXXXXXXXX	Enable	2021-11-18 19:07:45	XXXXXXXXXX

## Last 7 Days Authenticated User Counts

## Last Rejected Users

USERNAME	DATE	MSG
test01	2021-10-21 18:31:35	Access-Reject



# Hotspot Kullanıcılar



## SYSLOG

Dashboard

Log View

Reports

Log Rotation

Settings

## HOTSPOT

Dashboard

User Management

Users

Users Api Mode

Users Expiring

Hotel Room Users

User Groups

Users (One Time)

Mac Address

Settings

Portal Settings

Logs

## GENERAL SETTINGS

System General

## Users

Admin » Admin » Users

Add User Delete Users

Show 10 entries

Search:

#	Name	Username	Reg. Date	End Date	Status	Edit	Delete	Enab./Dis.
156	FOUR20147	FOUR20147	2021-11-18 19:07:45	2021-11-30 19:08:17	Enable	Edit	Delete	Disable
157	FOUR20148	FOUR20148	2021-11-18 19:09:24	2021-11-30 19:09:38	Enable	Edit	Delete	Disable
158	FOUR20144	FOUR20144	2021-11-18 19:09:48	2021-11-30 19:10:04	Enable	Edit	Delete	Disable
159	FOUR20142	FOUR20142	2021-11-18 19:10:42	2021-11-30 19:10:56	Enable	Edit	Delete	Disable
160	FOUR20143	FOUR20143	2021-11-18 19:12:06	2021-11-30 19:12:06	Enable	Edit	Delete	Disable
161	FOUR20145	FOUR20145	2021-11-18 19:12:23	2021-11-30 19:12:34	Enable	Edit	Delete	Disable
162	FOUR20146	FOUR20146	2021-11-19 12:16:30	2021-11-30 12:16:44	Enable	Edit	Delete	Disable
163	FOUR20149	FOUR20149	2021-11-19 12:16:58	2021-11-30 12:17:12	Enable	Edit	Delete	Disable

Showing 1 to 8 of 8 entries

Previous 1 Next

Hotspot kullanıcı yönetimi.

Hotspot kullanıcı yönetimi. Fortigate API modu.

Süresi dolacak hotspot kullanıcıları.

Otel entegrasyonu hotspot kullanıcıları yönetimi.

Hotspot kullanıcı grupları.

Tek kullanımlık çoklu hotspot kullanıcıları.

Mac adresi yönetimi.

## Users

Admin » Admin » Users

[Add User](#) [Delete Users](#)

Show 10 entries

Search: 

#	Name	Username	Reg. Date	End Date	Expiring	Status	Edit	Delete	Enab./Dis.
156	F5339220347 L5339220347		2021-11-18 19:07:45	2021-11-21 14:02:22	0 months, 2 days	Enable	<a href="#">Edit</a>	<a href="#">Delete</a>	<a href="#">Disable</a>
157	F5413980919 L5413980919		2021-11-18 19:09:24	2021-11-30 19:09:38	0 months, 12 days	Enable	<a href="#">Edit</a>	<a href="#">Delete</a>	<a href="#">Disable</a>
158	F5551869854 L5551869854		2021-11-18 19:09:48	2021-11-30 19:10:04	0 months, 12 days	Enable	<a href="#">Edit</a>	<a href="#">Delete</a>	<a href="#">Disable</a>
159	F5549190592 L5549190592		2021-11-18 19:10:42	2021-11-30 19:10:56	0 months, 12 days	Enable	<a href="#">Edit</a>	<a href="#">Delete</a>	<a href="#">Disable</a>
160	F5303871963 L5303871963		2021-11-18 19:11:54	2021-11-30 19:12:06	0 months, 12 days	Enable	<a href="#">Edit</a>	<a href="#">Delete</a>	<a href="#">Disable</a>
161	F5354848878 L5354848878		2021-11-18 19:12:23	2021-11-30 19:12:34	0 months, 12 days	Enable	<a href="#">Edit</a>	<a href="#">Delete</a>	<a href="#">Disable</a>
162	F5309686774 L5309686774		2021-11-19 12:16:30	2021-11-30 12:16:44	0 months, 11 days	Enable	<a href="#">Edit</a>	<a href="#">Delete</a>	<a href="#">Disable</a>
163	F5533830726 L5533830726		2021-11-19 12:16:58	2021-11-30 12:17:12	0 months, 11 days	Enable	<a href="#">Edit</a>	<a href="#">Delete</a>	<a href="#">Disable</a>

Showing 1 to 8 of 8 entries

[Previous](#) [1](#) [Next](#)

Kullanıcı Kayıt tarihi

Kullanıcı kayıt bitiş tarihi

Kullanıcı kayıt bitiş süresi

Kullanıcı giriş durumu

Kullanıcı bilgilerini düzenleme

Kullanıcı silme

Kullanıcı giriş durumunu değiştirme

Yeni kullanıcı ekleme

Çoklu kullanıcı silme

- SYSL0G
- Dashboard
- Log View
- Reports
- Log Rotation
- Settings
- HOTSPOT
- Dashboard
- User Management
- Users**
- Users Api Mode
- Users Expiring
- Hotel Room Users
- User Groups
- Users (One Time)
- Mac Address
- Settings
- Portal Settings
- Logs
- GENERAL SETTINGS
- System General

## Edit User

Admin » Admin » Edit User

Username	<input type="text" value="88888888"/>
Country	<input type="text"/>
Firstname	<input type="text" value="88888888"/>
Lastname	<input type="text" value="88888888"/>
Email	<input type="text" value="emai....."/>
Mobile	<input type="text"/>
Register Date	<input type="text" value="2021-11-18 19:07:45"/>
End Date	<input type="text" value="2021-11-30 19:08:17"/> <input type="checkbox"/> Unlimited
Type	<input type="text" value="Local"/>
Password	<input type="text" value="2566"/>
User Group	<input type="text" value="Unlimited"/>
Message	<input type="text"/>

### User Device's

User Mac	<input type="text" value="00:00:0C:0A:BB:01"/> <input type="button" value="Update"/>
----------	--

### Auth Status

Result	Date
--------	------

Bazı statik olmayan hotspot kullanıcı bilgilerini düzenleyebilirsiniz. Kayıt için kullandığınız portala göre Kullanını bilgileri ekranda görünecektir.

Unlimited seçeneği ile kullanıcının sürekli kayıtlı bir kullanıcı olmasını sağlayabilirsiniz.

Ayrıca "Auth Status" bölümünde, kullanıcının erişim durumuna görebilirsiniz.

Kullanıcı bilgilerini düzenledikten sonra "UPDATE", Mac bilgilerini düzenledikten sonra karşısındaki "UPDATE" butonunu kullanınız.

## User Groups

Admin » Admin » User Groups

[Add New User Group](#)

#	Groupname	Attribute	Operator	Value	Members	Edit	Default
12	Limited	Fortinet-Group-Name	=	Limited		<a href="#">Edit</a>	<a href="#">Default</a>
11	Unlimited	Fortinet-Group-Name	=	Unlimited	8	<a href="#">Edit</a> <a href="#">Del</a>	<a href="#">Set Default</a>

Voyager kullanıcı gruplarını oluşturabilirsiniz.

Bu gruplara güvenlik duvarınız üzerinde ayrı ayrı kurallar oluşturabilir, izinler verebilirsiniz.

“Default” Varsayılan olarak seçeceğiniz grup, Kayıt olan portal kullanıcılarının dahil olacağı gruptur.

Oluşturduğunuz grupları portallar altından da atama yapabilirsiniz.

Oluşturduğunuz kullanıcı grubuna üye kullanıcılar var ise o kullanıcı grubunu silemezsiniz.

## Users One Time

Admin » Admin » Users One Time

[+ Add One Time User](#)[- Delete One Time Users](#)

Show 10 entries

Search: 

#	Username	Password	Creation Date	End Date	Status
98	DIOSDH	8784	2021-11-20 14:49:00	2021-11-22 14:49:04	Enable
99	HEPKBJ	5163	2021-11-20 14:49:00	2021-11-22 14:49:04	Enable
100	HPSHZI	7398	2021-11-20 14:49:00	2021-11-22 14:49:04	Enable
101	KWCCUF	6454	2021-11-20 14:49:00	2021-11-22 14:49:04	Enable
102	IPJKHH	1055	2021-11-20 14:49:00	2021-11-22 14:49:04	Enable
103	WEFGKS	5079	2021-11-20 14:49:00	2021-11-22 14:49:04	Enable
104	YIPDWP	3994	2021-11-20 14:49:00	2021-11-22 14:49:04	Enable
105	VECYVT	8760	2021-11-20 14:49:00	2021-11-22 14:49:04	Enable
106	WBKDCW	6713	2021-11-20 14:49:00	2021-11-22 14:49:04	Enable
107	SBRPTT	2519	2021-11-20 14:49:00	2021-11-22 14:49:04	Enable

Showing 1 to 10 of 10 entries

[Previous](#)

1

[Next](#)

Belirlediğiniz tarihler arasında tek kullanımlık çoklu hotspot kullanıcıları oluşturabilirsiniz. Burada oluşturacağınız kullanıcılar bitiş süresinden sonra voyager üzerinden tamamen silinir.

## Mac Address Block

Admin » Admin » Mac Address Block

[+ Add Mac Address](#)

Show 10 entries

Search: 

#	User Mac	Creation Date	Description	Status	Matched	Edit	Delete
2	62:78:F1:CC:3F:D6	2021-11-20 15:43:30	62:78:F1:CC:3F:D6	Blocked		<a href="#">Edit</a>	<a href="#">Del</a>
3	62:78:F1:CC:3E:D1	2021-11-20 15:44:36	62:78:F1:CC:3E:D1	Passed		<a href="#">Edit</a>	<a href="#">Del</a>

Showing 1 to 2 of 2 entries

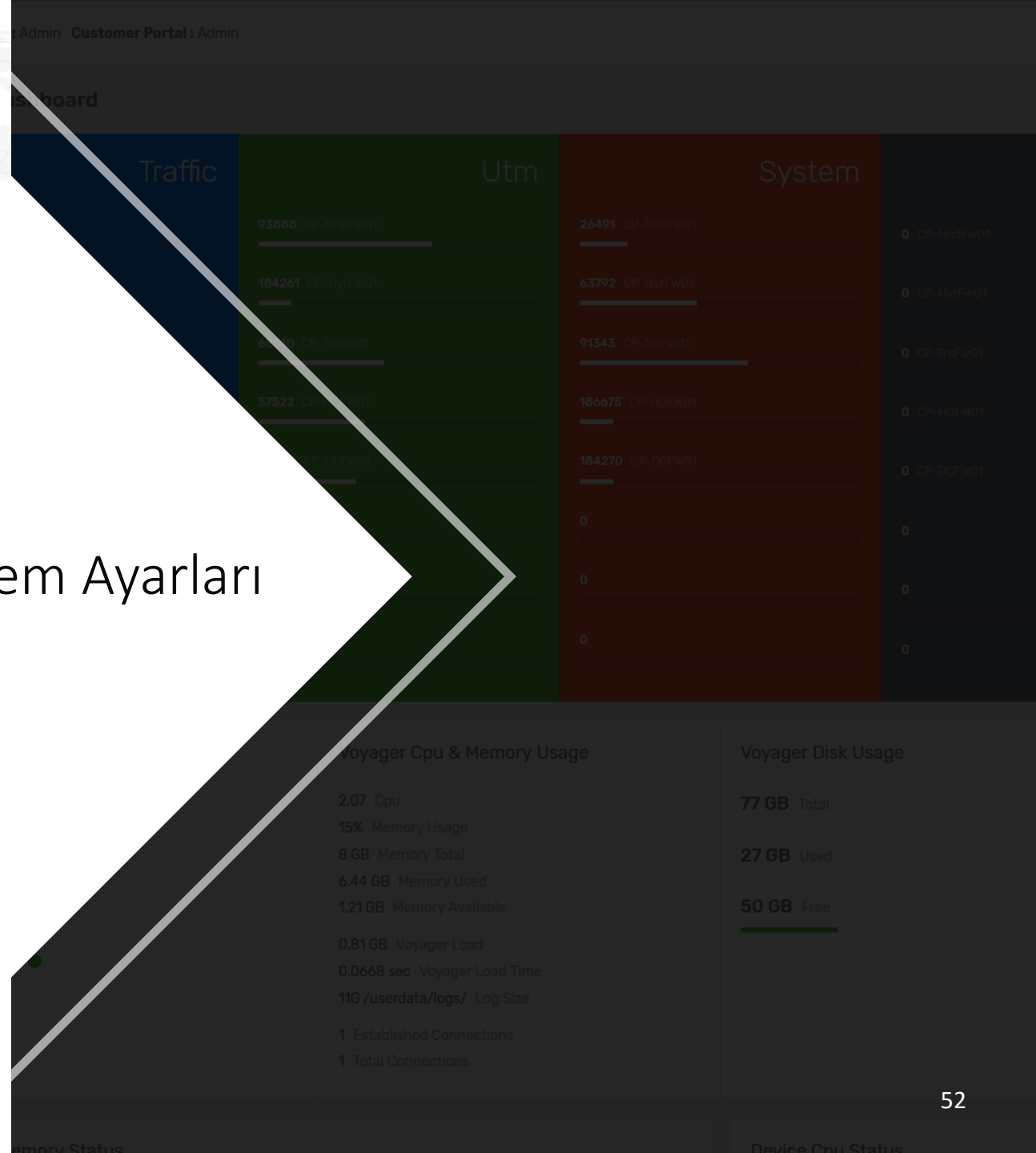
[Previous](#)

1

[Next](#)

“Blocked” engellenmiş olarak eklediğiniz mac adreslerini portala erişimleri engellenir.  
“Passed” izin verilmiş olarak eklediğiniz mac adresleri, kayıt olmadan giriş iznine sahip olur.

# Hotspot Sistem Ayarları



## Email Gateways

Admin » Admin » Email Gateways

+ Add Email Gateway

#	Host	Port	Smtppauth	Username	Edit	Default	Test
65	smtp.yandex.com.tr	465	true	bilgi@yandex.com	<a href="#">Edit</a> <a href="#">Del</a>	<a href="#">Set Default</a>	<a href="#">Test</a>
63	mail.cryptoflex.com	587	false	bilgi@cryptoflex.com	<a href="#">Edit</a>	<a href="#">Default</a>	<a href="#">Test</a>

Voyager tarafından email gönderilebilmesi için tanımlayacağınız adreslerinizi;

Email portal üzerinden kayıt, yönetici onayı, alarm mail gönderimi üzerinde kullanabilirsiniz.

## Add New Email Gateway

Provider	Select Email Provider
Host	smtp.gmail.com
Port	465
SmtAuth	true
SmtSecure	ssl
SmtAutoTls	false
Username	
Password	
From	
Subject	
Message	

Add

“Provider” email gönderimi için kullandığınız servis sağlayıcı seçiminden sonra bazı haneler otomatik olarak tamamlanır.

## Nas Devices

Admin » Admin » Nas Devices

+ Add Nas Devices

#	Nas Name	Short Name	Type	Ports	Secret	Server	Edit
1	VOYAGER001	VOYAGER001	other	0	Voyager		Edit

Voyager üzerinde çalışmakta olan radius servisi ile güvenlik duvarınızın haberleşebilmesi için, güvenlik duvarınızı NAS cihazı olarak tanımlamalısınız. Güvenlik duvarınız bu bağlantı üzerinden portal kullanıcısının Voyager üzerinde ki bilgilerini sorgular.

### Add New Nas Device

Nas IP Address	<input type="text" value="Nas Device IP Address"/>
Short Name	<input type="text" value="Nas Device Short Name"/>
Type	Fortigate
Ports	UDP/1812-1813
Secret	<input type="text" value="Nas Device Secret"/>
Server	<input type="text" value="Nas Device IP Address"/>
Community	
Description	<input type="text" value="Description"/>
Message	

NAS cihazı eklerken aşağıdaki haneleri dolrudmanız yeterlidir.

NAS IP Address : Güvenlik duvarınızın Voyager ile haberleşme iznine sahip arayüz (interface) ip adresi.

Secret : Güvenlik duvarınız tarafında yapacağınız tanım ile aynı olacak anahtar.

## Sms Gateways

Admin » Admin » Sms Gateways

+ Add Sms Gateway

#	Description	Gateway	Protocol	Method	Username	Edit	Default	Test
45		Sms Gateway	Http	Post		<a href="#">Edit</a> <a href="#">Del</a>	<a href="#">Set Default</a>	
47	AsistBT	https://webservice.asistiletisim.com.tr/get/sendSms.aspx?	Https	Post		<a href="#">Edit</a>	<a href="#">Default</a>	<a href="#">Test</a>
48	NetGsmDom	http://api.jettmesaj.com/	Http	Post		<a href="#">Edit</a> <a href="#">Del</a>	<a href="#">Set Default</a>	

Voyager tarafından sms gönderilebilmesi için tanımlayacağınız adreslerinizi;

Sms portal üzerinden kayıt, yönetici onayı üzerinde kullanabilirsiniz.

## Add New Sms Gateway

Provider	Select SMS Provider	
Gateway	Gateway	
Class	Domestic	
Description	Description	
Protocol	Protocol	
Method	Method	
Custom1	Parameter	Parameter Value
Custom2	Parameter	Parameter Value
Custom3	Parameter	Parameter Value
Custom4	Parameter	Parameter Value
Custom5	Parameter	Parameter Value
Custom6	Parameter	Parameter Value
Custom7	Parameter	Parameter Value
Custom8	Parameter	Parameter Value
Custom9	Parameter	Parameter Value
Custom11	Parameter	Reserved Value (Message)
Custom13	Parameter	Reserved Value (Phone Number)
errorcode	Sms Error Code	
Message		

“Provider” sms gönderimi için kullandığınız servis sağlayıcı seçiminden sonra bazı haneler otomatik olarak tamamlanır.

Daha sonra sms servis sağlayıcınız tarafından size iletilen bilgileri doldurmalısınız.

## Disclaimer Message

Disclaimer Type	File	▼
Auto Open	False	▼
Disclaimer File (Pdf and Word files max 5mb)	AydinlatmaMetni.pdf	Browse
External Link	http://192.168.1.1/disclaimer.html	

```
<h1>Disclaimer Message</h1><br><h2>Message</h2>
```

[Update](#)

Hotspot kullanıcılarına portal üzerinden kayıt esnasında sunabileceğiniz 2 adet sözleşme bulunmaktadır.

Bu sözleşmeleri kullandığımız portal ayarlarından aktif hale getirebilir, zorunlu tutabilirsiniz.

Sözleşmeleri 3 şekilde sunabilirsiniz.

**Internal Page :** Voyager içerisinde bulunan sayfa üzerinde. Bunun için bırakılmış alan içerisindeki kodu html tagları ile düzenleyerek.

**File :** Voyager üzerinde yüklediğiniz dosyayı kullanıcılara göstererek. (Sadece Word ve Pdf format desteklenmektedir.)

**External Page :** Kullanıcılarınızı bir dış bağlantıya yönlendirerek.

Disclaimer Type	Internal Page	▼
Auto Open	False	▼
Disclaimer File (Pdf and Word files max 5mb)		Browse
External Link	http://1.1.1.1	

```
<h1>Disclaimer Message2</h1>
```



## Hotspot Portal Ayarları

## Portal Settings (General)

Admin » Admin » Portal Settings (General)

## Login Settings

Auto Login Enable

Auto Username True

Auto Password True

Auto Login Tırgerger Disable

Auto Login Tırgerger (milicesonds) 5000

Password Reminder Disable

Daily Password Reminder Limit (Per User) 3

Update AutoLogin Settings

## Portal Logo &amp; Background

Portal Logo Optimal 250 x 60 px, max 2mb Browse

Voyager

Portal Background Optimal 472 x 1040 px, max 2mb Browse

Portal Background Enable

Portal Background

Otomatik giriş seçeneklerini kullanabilmeniz için öncelikle "Auto Login" seçeneğini aktif etmeniz gerekir.

Başarılı portal kaydından sonra, giriş sayfasında kullanıcı adının ekranda otomatik görünmesini sağlar.

Başarılı portal kaydından sonra, giriş sayfasında kullanıcı şifresinin ekranda otomatik görünmesini sağlar.

Başarılı portal kaydından sonra, giriş sayfasında belirleyeceğiniz tetikleme süresine göre, otomatik login olanağı sağlar.

Portal kullanıcılarının belirlenen limite kadar şifrelerini hatırlatma olanağı sunar. Sms ve Email portal üzerinde çalışır.

## Advertising Settings

Logo Advertising Disable

Slide Time 3000

Adv Image 1 Select and upload 250 x 100 px, max 2mb Browse

Adv Image 2 Select and upload 250 x 100 px, max 2mb Browse

Adv Image 3 Select and upload 250 x 100 px, max 2mb Browse

Adv Image 4 Select and upload 250 x 100 px, max 2mb Browse

## Portal Gateway Address And Redirection Page

Portal Gateway 78.185.89.24

Redirection Page http://www.voyagerhotspot.com

Update

## Login Design

Button Design

Login Screen Design

Input's Design

Login Page Sampe

## Portal Settings (General)

Admin » Admin » Portal Settings (General)

## Login Settings

Auto Login Enable

Auto Username True

Auto Password True

Auto Login Tırğger Disable

Auto Login Tırğger (miliseconds) 5000

Password Reminder Disable

Update AutoLogin Settings

## Portal Gateway Address And Redirection Page

Portal Gateway 78.185.89.24

Redirection Page http://www.voyagerhotspot.com

Update

## Portal Logo &amp; Background

Portal Logo Optimal 250 x 60 px, max 2mb Browse



Portal Background Optimal 1920 x 1080 px, max 2mb Browse

Portal Background Enable



## Login Design

Button Design

Login Screen Design

Input's Design

Login Page Sampe

## Advertising Settings

Logo Advertising Disable

Slide Time 3000

Adv Image 1 Select and upload 250 x 100 px, max 2mb Browse

Adv Image 2 Select and upload 250 x 100 px, max 2mb Browse

Adv Image 3 Select and upload 250 x 100 px, max 2mb Browse

Adv Image 4 Select and upload 250 x 100 px, max 2mb Browse

Kullanıcı karşılama sayfasındaki Logo ve arka plan değişikliklerini bu kısımdan gerçekleştirebilirsiniz.

## Portal Settings (General)

Admin » Admin » Portal Settings (General)

## Login Settings

Auto Login Enable

Auto Username True

Auto Password True

Auto Login Tirtgger Disable

Auto Login Tirtgger (miliseconds) 5000

Password Reminder Disable

Daily Password Reminder Limit (Per User) 3

Update AutoLogin Settings

## Portal Logo &amp; Background

Portal Logo Optimal 250 x 60 px, max 2mb Browse



Portal Background Optimal 1920 x 1080 px, max 2mb Browse

Portal Background Enable

Kullanıcı karşılama sayfasındaki logo yerine 4 kayan resimden oluşan görseller ekleyebilirsiniz.

## Advertising Settings

Logo Advertising Disable

Slide Time 3000

Adv Image 1 Select and upload 250 x 100 px, max 2mb Browse

Adv Image 2 Select and upload 250 x 100 px, max 2mb Browse

Adv Image 3 Select and upload 250 x 100 px, max 2mb Browse

Adv Image 4 Select and upload 250 x 100 px, max 2mb Browse

## Portal Gateway Address And Redirection Page

Portal Gateway 78.185.89.24

Redirection Page http://www.voyagerhotspot.com

Update

## Login Design

Button Design

Login Screen Design

Input's Design

Login Page Sampe

## Portal Settings (General)

Admin » Admin » Portal Settings (General)

## Login Settings

Auto Login Enable

Auto Username True

Auto Password True

Auto Login Tirtger Disable

Auto Login Tirtger (miliseconds) 5000

Password Reminder Disable

Daily Password Reminder Limit (Per User) 3

Update AutoLogin Settings

## Portal Logo &amp; Background

Portal Logo Optimal 250 x 60 px, max 2mb Browse

Voyager

Portal Background Optimal 1920 x 1080 px, max 2mb Browse

Portal Background Enable



## Advertising Settings

Logo Advertising Disable

Slide Time 3000

Adv Image 1 Select and upload 250 x 100 px, max 2mb Browse

Adv Image 2 Select and upload 250 x 100 px, max 2mb Browse

Adv Image 3 Select and upload 250 x 100 px, max 2mb Browse

Adv Image 4 Select and upload 250 x 100 px, max 2mb Browse

## Portal Gateway Address And Redirection Page

Portal Gateway 78.185.89.24

Redirection Page http://www.voyagerhotspot.com

Update

Voyager portal erişimini "Portal Gateway" bölümüne gireceğiniz tek ip adresi üzerinden sağlar.

Başarılı giriş sonrası, hotspot kullanıcılarınızın yönlendirileceği web adresi.

## Portal Settings (General)

Admin » Admin » Portal Settings (General)

## Login Settings

Auto Login Enable

Auto Username True

Auto Password True

Auto Login Tırğger Disable

Auto Login Tırğger (miliseconds) 5000

Password Reminder Disable

Daily Password Reminder (miliseconds) 3

Update AutoLogin Settings

## Portal Logo &amp; Background

Portal Logo Optimal 250 x 60 px, max 2mb Browse



Portal Background Optimal 1920 x 1080 px, max 2mb Browse

Portal Background Enable



## Advertising Settings

Logo Advertising Disable

Slide Time 3000

Adv Image 1 Select and upload 250 x 100 px, max 2mb Browse

Adv Image 2 Select and upload 250 x 100 px, max 2mb Browse

Adv Image 3 Select and upload 250 x 100 px, max 2mb Browse

Adv Image 4 Select and upload 250 x 100 px, max 2mb Browse

Hotspot kullanıcılarınızın karşılama ekranında çeşitli renk ve stil değişiklikleri yapabilirsiniz.

## Portal Gateway Address And Redirection Page

Portal Gateway 78.185.89.24

Redirection Page http://www.voyagerhotspot.com

Update

## Login Design

Button Design

Login Screen Design

Input's Design

Login Page Sampe

- SYSLLOG
- Dashboard
- Log View
- Reports
- Log Rotation
- Settings
- HOTSPOT
- Dashboard
- User Management
- Settings
- Portal Settings
- Portal General
- Portal Language**
- SMS Portal
- EMAIL Portal
- TCKN Portal
- Logs
- GENERAL SETTINGS
- System General

## Portal Settings (Language)

Admin » Admin » Portal Settings (Language)

Language	Edit	Restore Default
Turkish	<a href="#">Edit</a>	<a href="#">Restore</a>
English	<a href="#">Edit</a>	<a href="#">Restore</a>
Deutsch	<a href="#">Edit</a>	<a href="#">Restore</a>
العربية	<a href="#">Edit</a>	<a href="#">Restore</a>
Italiano	<a href="#">Edit</a>	<a href="#">Restore</a>
Français	<a href="#">Edit</a>	<a href="#">Restore</a>
Русский	<a href="#">Edit</a>	<a href="#">Restore</a>

### Language Display Settings

Turkish Status	Disable
English Status	Disable
German Status	Disable
Arabic Status	Disable
Italian Status	Disable
French Status	Disable
Russian Status	Disable

[Update Language Settings](#)

Hotspot kullanıcılarınızın karşılama ve kayıt ekranında desteklenen dil seçeneklerini değiştirebilirsiniz.

## Portal Settings (Language)

Language	Edit	Restore Default
Turkish	<a href="#">Edit</a>	<a href="#">Restore</a>
English	<a href="#">Edit</a>	<a href="#">Restore</a>
Deutsch	<a href="#">Edit</a>	<a href="#">Restore</a>
العربية	<a href="#">Edit</a>	<a href="#">Restore</a>
Italiano	<a href="#">Edit</a>	<a href="#">Restore</a>
Français	<a href="#">Edit</a>	<a href="#">Restore</a>
Русский	<a href="#">Edit</a>	<a href="#">Restore</a>

### Language Display Settings

Turkish Status	Disable
English Status	Disable
German Status	Disable
Arabic Status	Disable
Italian Status	Disable
French Status	Disable
Russian Status	Disable

[Update Language Settings](#)

Voyager tarafından web tarayıcısı dili otomatik olarak algılansa da, hotspot kullanıcı sayfalarında manuel olarak dil seçeneklerini ayarlayabilirsiniz.

SYSLOG

- Dashboard
- Log View
- Reports
- Log Rotation
- Settings

HOTSPOT

- Dashboard
- User Management
- Settings
- Portal Settings
- Portal General
- Portal Language
- SMS Portal
- EMAIL Portal
- TCKN Portal

Logs

GENERAL SETTINGS

- System General

### Portal Settings (SMS)

Admin » Admin » Portal Settings

#### Login Settings

SMS	Enable
Group Assignment	Limited

**Update Login Settings**

#### Login Approve Settings

SMS Admin Approve	Disable
-------------------	---------

**Update**

#### Login Settings

Auto Login SMS (without Admin Approve)	Disable
--	---------

**Update**

#### Login Fields

Email Field	Enable
Disclaimer 1	Disable
Disclaimer 1 Checked	False
Disclaimer 2	Disable
Disclaimer 1 Checked	False

**Update Login Fields**

#### Login Auth. Settings

Default User Expire Time	86400 second
Default Admin Approve Time	86400 second

**Update**

#### Sms Sending Settings

It allows you to send your domestic and international sms with different sms gateways.

SMS Split
Domestic
International

Sms portalı kullanıma açabilir, grup ataması yapabilirsiniz.

## Portal Settings (SMS)

### Login Settings

SMS  Enable

Group Assignment  Limited

Update Login Settings

### Login Fields

Email Field  Enable

Disclaimer 1  Disable

Disclaimer 1 Checked  False

Disclaimer 2  Disable

Disclaimer 1 Checked  False

Update Login Fields

### Login Approve Settings

SMS Admin Approve  Disable

Update

### Login Auth. Settings

Default User Expire Time  86400 second

Default Admin Approve Time  86400 second

Update

### Login Settings

Auto Login SMS (without Admin Approve)  Disable

Update

### Sms Sending Settings

It allows you to send your domestic and international sms with different sms gateways.

SMS Split

Domestic

International

Sms portalı yönetici onayı seçeneği.

## Portal Settings (SMS)

### Login Settings

SMS	Enable
Group Assignment	Limited

Update Login Settings

### Login Approve Settings

SMS Admin Approve	Disable
-------------------	---------

Update

### Login Fields

Email Field	Enable
Disclaimer 1	Disable
Disclaimer 1 Checked	False
Disclaimer 2	Disable
Disclaimer 1 Checked	False

Update Login Fields

### Login Auth. Settings

Default User Expire Time	86400 second
Default Admin Approve Time	86400 second

Update

### Login Settings

Auto Login SMS (Without Admin Approve)	Disable
--	---------

Update

### Sms Sending Settings

It allows you to send your domestic and international sms with different sms gateways.

SMS Split
Domestic
International

Veriyon 2.2'den sonra "Portal General" altında, tüm portal ayarlarında birleştirilmiştir.

## Portal Settings (SMS)

### Login Settings

SMS	Enable
Group Assignment	Limited
<button>Update Login Settings</button>	

### Login Approve Settings

SMS Admin Approve	Disable
<button>Update</button>	

### Login Settings

Auto Login SMS (without Admin Approve)	Disable
<button>Update</button>	

### Login Fields

Email Field	Enable
Disclaimer 1	Disable
Disclaimer 1 Checked	False
Disclaimer 2	Disable
Disclaimer 1 Checked	False
<button>Update Login Fields</button>	

### Login Auth. Settings

Default User Expire Time	86400 second
Default Admin Approve Time	86400 second
<button>Update</button>	

### Sms Sending Settings

It allows you to send your domestic and international sms with different sms gateways.

SMS Split
Domestic
International

Sms portal üzerinde kayıt esnasında email adresi hanesini gösterir veya göstermez. Bu haneyi zorunlu kılabilirsiniz.

Sms portal üzerinde hazırladığınız sözleşme kabul seçeneğini zorunlu hale getirebilirsiniz.

## Portal Settings (SMS)

Admin » Admin » Portal Settings

## Login Settings

SMS Enable

Group Assignment Limited

Update Login Settings

## Login Approve Settings

SMS Admin Approve Disable

Update

## Login Settings

Auto Login SMS (without Admin Approve) Disable

Update

## Login Fields

Portal aracılığı ile kayıt olan kullanıcıların, portal üzerinde kalma süreleri. Bu süre sonrasında kullanıcı sistem üzerinden silinir.

Yönetici onayı aktif iken, belirlediğiniz süre içerisinde onay vermezseniz bu kullanıcı sistem üzerinden silinir.

## Login Auth. Settings

Default User Expire Time 86400 second

Default Admin Approve Time 86400 second

Update

## Sms Sending Settings

It allows you to send your domestic and international sms with different sms gateways.

SMS Split

Domestic

International

## Portal Settings (SMS)

Admin » Admin » Portal Settings

## Login Settings

SMS Enable

Group Assignment Limited

Update Login Settings

## Login Approve Settings

SMS Admin Approve Disable

Update

## Login Settings

Auto Login SMS (without Admin Approve) Disable

Update

## Login Fields

Email Field Enable

Disclaimer 1 Disable

Disclaimer 1 Checked False

Disclaimer 2 Disable

Disclaimer 1 Checked False

Update Login Fields

## Login Auth. Settings

Default User Expire Time 86400 second

Default Admin Approve Time 86400 second

Update

## Sms Sending Settings


It allows you to send your domestic and international sms with different sms gateways.

SMS Split

Domestic

International

Sms Split seçeneği ile, 2 farklı sms provide tanımlayabilir, yurt için ve yurt dışı sms gönderimlerinizi ayırabilirsiniz.



## Portal Settings (EMAIL)

Admin » Admin » Portal Settings

## Login Settings

EMAIL Enable

Group Assignment Limited

Update Login Settings

## Login Approve Settings

EMAIL Admin Approve Disable

Update

## Auto Login Settings

Auto Login EMAIL (Without Admin Approve) Disable

Update

## Login Fields

Disclaimer 1 Disable

Disclaimer 1 Checked False

Disclaimer 2 Disable

Disclaimer 1 Checked False

Update Login Fields

## Login Auth. Settings

Default User Expire Time 86400 second

Default Admin Approve Time 3600 second

Update

Email portalı kullanıma açabilir, grup ataması yapabilirsiniz.

- SYSLLOG
- Dashboard
- Log View
- Reports
- Log Rotation
- Settings
- HOTSPOT
- Dashboard
- User Management
- Settings
- Portal Settings
  - Portal General
  - Portal Language
  - SMS Portal
  - EMAIL Portal**
  - TCKN Portal
- Logs
- GENERAL SETTINGS
- System General

## Portal Settings (EMAIL)

Admin » Admin » Portal Settings

### Login Settings

EMAIL	Enable
Group Assignment	Limited
<b>Update Login Settings</b>	

### Login Fields

Disclaimer 1	Disable
Disclaimer 1 Checked	False
Disclaimer 2	Disable
Disclaimer 1 Checked	False
<b>Update Login Fields</b>	

### Login Approve Settings

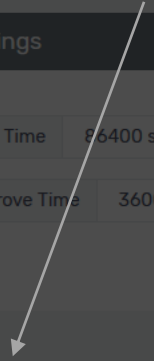
EMAIL Admin Approve	Disable
<b>Update</b>	

### Login Auth. Settings

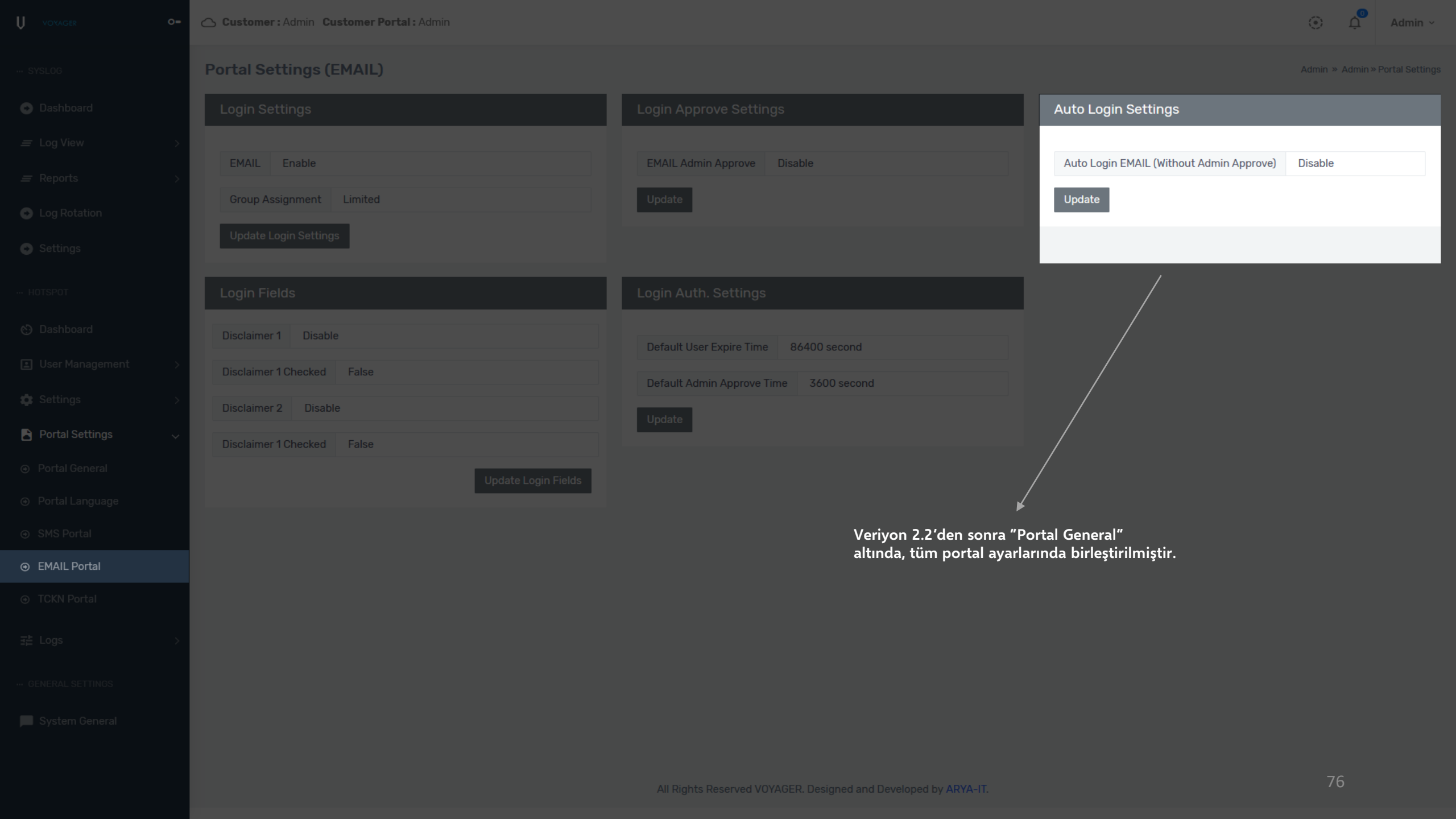
Default User Expire Time	86400 second
Default Admin Approve Time	3600 second
<b>Update</b>	

### Auto Login Settings

Auto Login EMAIL (without Admin Approve)	Disable
<b>Update</b>	



Email portalı yönetici onayı seçeneği.



## Portal Settings (EMAIL)

### Login Settings

EMAIL Enable

Group Assignment Limited

Update Login Settings

### Login Approve Settings

EMAIL Admin Approve Disable

Update

### Auto Login Settings

Auto Login EMAIL (Without Admin Approve) Disable

Update

### Login Fields

Disclaimer 1 Disable

Disclaimer 1 Checked False

Disclaimer 2 Disable

Disclaimer 1 Checked False

Update Login Fields

### Login Auth. Settings

Default User Expire Time 86400 second

Default Admin Approve Time 3600 second

Update

Versiyon 2.2'den sonra "Portal General" altında, tüm portal ayarlarında birleştirilmiştir.

- SYSLLOG
- Dashboard
- Log View
- Reports
- Log Rotation
- Settings
- HOTSPOT
- Dashboard
- User Management
- Settings
- Portal Settings
  - Portal General
  - Portal Language
  - SMS Portal
  - EMAIL Portal**
  - TCKN Portal
- Logs
- GENERAL SETTINGS
- System General

## Portal Settings (EMAIL)

Admin » Admin » Portal Settings

### Login Settings

EMAIL	Enable
Group Assignment	Limited
<b>Update Login Settings</b>	

### Login Approve Settings

EMAIL Admin Approve	Disable
<b>Update</b>	

### Auto Login Settings

Auto Login EMAIL (without Admin Approve)	Disable
<b>Update</b>	

### Login Fields

Disclaimer 1	Disable
Disclaimer 1 Checked	False
Disclaimer 2	Disable
Disclaimer 1 Checked	False
<b>Update Login Fields</b>	

### Login Auth. Settings

Default User Expire Time	86400 second
Default Admin Approve Time	3600 second
<b>Update</b>	

Email portal üzerinde hazırladığınız sözleşmkabul seçeneğini zorunlu hale getirebilirsiniz.

## Portal Settings (EMAIL)

Admin » Admin » Portal Settings

### Login Settings

EMAIL Enable

Group Assignment Limited

Update Login Settings

### Login Approve Settings

EMAIL Admin Approve Disable

Update

### Auto Login Settings

Auto Login EMAIL (without Admin Approve) Disable

Update

### Login Fields

Portal aracılığı ile kayıt olan kullanıcıların, portal üzerinde kalma süreleri. Bu süre sonrasında kullanıcı sistem üzerinden silinir.

Disclaimer 2 Disable

Disclaimer 1 Checkmark False

Yönetici onayı aktif iken, belirlediğiniz süre içerisinde onay vermezseniz bu kullanıcı sistem üzerinden silinir.

Update Login Fields

### Login Auth. Settings

Default User Expire Time 86400 second

Default Admin Approve Time 3600 second

Update

## Portal Settings (TCKN)

Admin » Admin » Portal Settings

### Login Settings

TCKN Enable

Group Assignment Limited

Update Login Settings

### Login Approve Settings

TCKN Admin Approve Disable

Update

### Auto Login Settings

Auto Login TCKN (Without Admin Approve) Disable

Update

### Login Fields

Email Field Disable

Mandatory Field (Email) False

Email Notification Disable

Mobile Field Disable

Mandatory Field (Mobile) False

Sms Notification Disable

Update Login Fields

### Disclaimer

Disclaimer 1 Disable

Disclaimer 1 Checked False

Disclaimer 2 Disable

Disclaimer 1 Checked False

Update Disclaimer

### Login Auth. Settings

Default User Expire Time 86400 second

Default Admin Approve Time 3600 second

Update

TCKN (Tckimlik) portalı kullanıma açabilir, grup ataması yapabilirsiniz.

- SYSLLOG
- Dashboard
- Log View
- Reports
- Log Rotation
- Settings
- HOTSPOT
- Dashboard
- User Management
- Settings
- Portal Settings
- Portal General
- Portal Language
- SMS Portal
- EMAIL Portal
- TCKN Portal
- Logs
- GENERAL SETTINGS
- System General

## Portal Settings (TCKN)

Admin » Admin » Portal Settings

### Login Settings

TCKN Enable

Group Assignment Limited

Update Login Settings

### Login Fields

Email Field Disable

Mandatory Field (Email) False

Email Notification Disable

Mobile Field Disable

Mandatory Field (Mobile) False

Sms Notification Disable

Update Login Fields

### Login Approve Settings

TCKN Admin Approve Disable

Update

### Disclaimer

Disclaimer 1 Disable

Disclaimer 1 Checked False

Disclaimer 2 Disable

Disclaimer 1 Checked False

Update Disclaimer

Tckn portalı yönetici onayı seçeneği.

### Auto Login Settings

Auto Login TCKN (Without Admin Approve) Disable

Update

### Login Auth. Settings

Default User Expire Time 86400 second

Default Admin Approve Time 3600 second

Update

## SYSLOG

- Dashboard
- Log View
- Reports
- Log Rotation
- Settings

## HOTSPOT

- Dashboard
- User Management
- Settings
- Portal Settings
- Portal General
- Portal Language
- SMS Portal
- EMAIL Portal

## TCKN Portal

- Logs

## GENERAL SETTINGS

- System General

## Portal Settings (TCKN)

Admin » Admin » Portal Settings

### Login Settings

TCKN	Enable
Group Assignment	Limited
<button>Update Login Settings</button>	

### Login Approve Settings

TCKN Admin Approve	Disable
<button>Update</button>	

### Auto Login Settings

Auto Login TCKN (Without Admin Approve)	Disable
<button>Update</button>	

### Login Fields

Email Field	Disable
Mandatory Field (Email)	False
Email Notification	Disable
Mobile Field	Disable
Mandatory Field (Mobile)	False
Sms Notification	Disable
<button>Update Login Fields</button>	

### Disclaimer

Disclaimer 1	Disable
Disclaimer 1 Checked	False
Disclaimer 2	Disable
Disclaimer 1 Checked	False
<button>Update Disclaimer</button>	

### Login Auth. Settings

Default User Expire Time	86400 second
Default Admin Approve Time	3600 second
<button>Update</button>	

Veriyon 2.2'den sonra "Portal General" altında, tüm portal ayarlarında birleştirilmiştir.

## Portal Settings (TCKN)

Admin » Admin » Portal Settings

## Login Settings

TCKN Enable

Group Assignment Limited

Update Login Settings

## Login Approve Settings

TCKN Admin Approve Disable

Update

## Auto Login Settings

Auto Login TCKN (Without Admin Approve) Disable

Update

## Login Fields

Email Field Disable

Mandatory Field (Email) False

Email Notification Disable

Mobile Field Disable

Mandatory Field (Mobile) False

Sms Notification Disable

Update Login Fields

## Disclaimer

Disclaimer 1 Disable

Disclaimer 1 Checked False

Disclaimer 2 Disable

Disclaimer 1 Checked False

## Login Auth. Settings

Default User Expire Time 86400 second

Default Admin Approve Time 3600 second

Tckn portal üzerinde email field seçeneğini aktif ederek, Kayıt formu üzerinde email adresi bilgisi giriş hanesini gösterebilirsiniz.

Açmış olduğunuz email hanesi bilgisi girilmesini zorunlu hale getirebilirsiniz.

"Email Notification Enable" durumunda, kullanıcı Kayıt olduktan sonra oluşturulan şifre Kullanıcıya email yolu gib gönderilir. Varsayılan olarak atanan şifre (Doğum Yılı) geçersiz hale gelir. Bunun için Email gateway tanımlaması yapmanız gerekmektedir.

Tckn portal üzerinde mobil field seçeneğini aktif ederek, Kayıt formu üzerinde mobil numarası bilgisi giriş hanesini gösterebilirsiniz.

Açmış olduğunuz mobil numarası hanesi bilgisi girilmesini zorunlu hale getirebilirsiniz.

"Sms Notification Enable" durumunda, kullanıcı Kayıt olduktan sonra oluşturulan şifre kullanıcıya sms yolu gib gönderilir. Varsayılan olarak atanan şifre (Doğum Yılı) geçersiz Hale gelir. Bunun için SMS portal tanımlaması yapmanız gerekmektedir.

- SYSLLOG
- Dashboard
- Log View
- Reports
- Log Rotation
- Settings
- HOTSPOT
- Dashboard
- User Management
- Settings
- Portal Settings
  - Portal General
  - Portal Language
  - SMS Portal
  - EMAIL Portal
  - TCKN Portal**
- Logs
- GENERAL SETTINGS
- System General

## Portal Settings (TCKN)

Admin » Admin » Portal Settings

### Login Settings

TCKN	Enable
Group Assignment	Limited
<b>Update Login Settings</b>	

### Login Approve Settings

TCKN Admin Approve	Disable
<b>Update</b>	

### Auto Login Settings

Auto Login TCKN (Without Admin Approve)	Disable
<b>Update</b>	

### Login Fields

Email Field	Disable
Mandatory Field (Email)	False
Email Notification	Disable
Mobile Field	Disable
Mandatory Field (Mobile)	False
Sms Notification	Disable
<b>Update Login Fields</b>	

### Disclaimer

Disclaimer 1	Disable
Disclaimer 1 Checked	False
Disclaimer 2	Disable
Disclaimer 1 Checked	False
<b>Update Disclaimer</b>	

### Login Auth. Settings

Default User Expire Time	86400 second
Default Admin Approve Time	3600 second
<b>Update</b>	

Tckn portal üzerinde hazırladığınız sözleşmkabul seçeneğini zorunlu hale getirebilirsiniz.

## SYSLOG

- Dashboard
- Log View
- Reports
- Log Rotation
- Settings

## HOTSPOT

- Dashboard
- User Management
- Settings
- Portal Settings
- Portal General
- Portal Language
- SMS Portal
- EMAIL Portal

## TCKN Portal

## Logs

## GENERAL SETTINGS

## System General

## Portal Settings (TCKN)

Admin » Admin » Portal Settings

## Login Settings

TCKN Enable

Group Assignment Limited

Update Login Settings

## Login Approve Settings

TCKN Admin Approve Disable

Update

## Auto Login Settings

Auto Login TCKN (Without Admin Approve) Disable

Update

## Login Fields

Email Field Disable

Mandatory Field (Email) False

Email Notification Disable

Mobile Field Disable

Mandatory Field (Mobile) False

Sms Notification Disable

Update Login Fields

## Disclaimer

Disclaimer 1 Disabled

Disclaimer 2 Disable

Disclaimer 1 Disabled

Update Disclaimer

## Login Auth. Settings

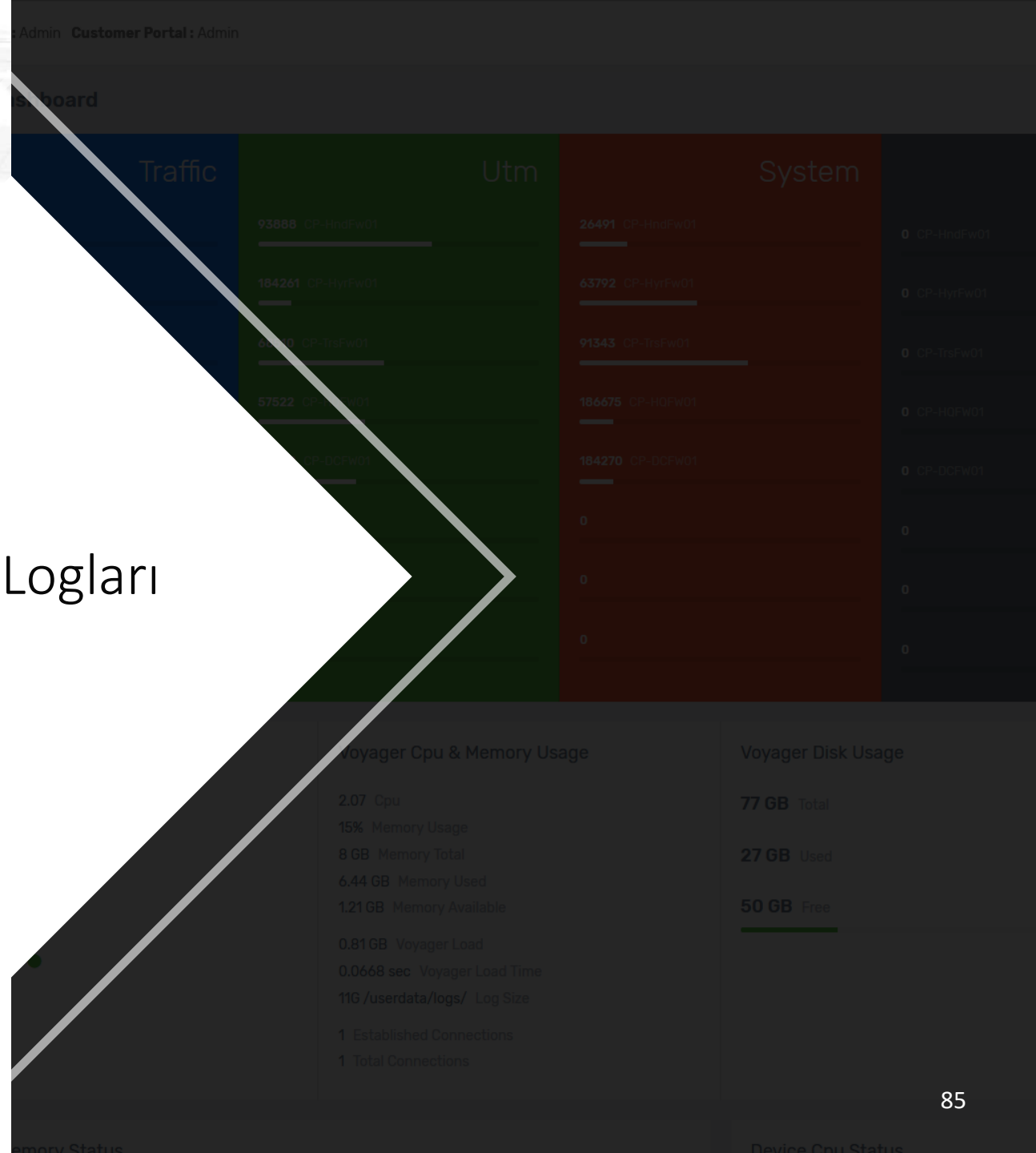
Default User Expire Time 86400 second

Default Admin Approve Time 3600 second

Update

Portal aracılığı ile kayıt olan kullanıcıların, portal üzerinde kalma süreleri. Bu süre sonrasında kullanıcı sistem üzerinden silinir.

Yönetici onayı aktif iken, belirlediğiniz süre içerisinde onay vermezseniz bu kullanıcı sistem üzerinden silinir.



# Sistem Logları

## User Access Logs

Admin » Admin » User Access Logs

Show 10 rows Copy Excel PDF Reload

Search:

ID	username	pass	reply	authdate
6	test01	test01	Access-Reject	2021-12-07 17:01:23
4	test01	test01	Access-Reject	2021-12-07 16:43:37
1	test01	test01	Access-Reject	2021-10-21 18:31:35

ID username pass reply authdate

Showing 1 to 3 of 3 entries

Previous 1 Next

**User Access Logs :** Bu bölümde kullanıcıların voyager radius servisi tarafında aldığı mesajları görebilirsiniz.

**Access-Reject :** Kullanıcı tanımlı değil, kullanıcı adı veya şifre hatalı. Giriş başarısız.

**Access-Accept :** Kullanıcı adı ve şifre doğru. Giriş başarısız.

- SYSL0G
- Dashboard
- Log View
- Reports
- Log Rotation
- Settings
- HOTSP0T
- Dashboard
- User Management
- Settings
- Portal Settings
- Logs
- User Access Logs
- User IP Logs**
- Sms Gateway Logs
- Email Gateway Logs
- Hotspot User Logs
- System Logs
- GENERAL SETTINGS
- System General

## User IP Logs

Admin » Admin » User IP Logs

Show 10 rows Copy Excel PDF Reload

Search:

ID	username	usermac	userip	creationdate
9	.....2440	7c:2a:db:8b:a5:a1	10.20.10.2	2021-12-07 16:49:52
8	.....550	00:EF:01:4C:90:01	192.168.17.1	2021-11-30 14:37:01
7	.....550	00:EF:01:4C:90:01	192.168.17.1	2021-11-26 12:19:08

ID	username	usermac	userip	creationdate
----	----------	---------	--------	--------------

Showing 1 to 3 of 3 entries

Previous **1** Next

**User IP Logs** : Bu bölümde kullanıcılara atanan ip adresi ve tanımsız mac adresi bilgilerini görebilirsiniz.  
**Creation date** : Portala Kayıt tarihini baz alır.

Bu bilgiler güvenlik duvarınız tarafından sağlanır.

## Sms Gateway Logs

Admin » Admin » Sms Gateway Logs

Show 10 rows Copy Excel PDF Reload

Search: 

ID	result	url	username	creationdate
40	errno=0	https://www.postaguvercini.com/api_http/sendsms.asp?	.....550	2021-11-30 14:37:00
39	errno=0	https://www.postaguvercini.com/api_http/sendsms.asp?	.....550	2021-11-26 12:19:07
38	errno=0	https://www.postaguvercini.com/api_http/sendsms.asp?	.....550	2021-11-26 12:16:14
37	errno=0	https://www.postaguvercini.com/api_http/sendsms.asp?	.....550	2021-11-26 12:11:43
36	errno=0	https://www.postaguvercini.com/api_http/sendsms.asp?	.....550	2021-11-25 16:35:17
35	errno=0	https://www.postaguvercini.com/api_http/sendsms.asp?	.....550	2021-11-25 16:34:26
34	errno=-	https://www.postaguvercini.com/api_http/sendsms.asp?	.....550	2021-11-25 16:33:46
33	errno=-	https://www.postaguvercini.com/api_http/sendsms.asp?	.....550	2021-11-25 16:33:16
32	errno=-	https://www.postaguvercini.com/api_http/sendsms.asp?	.....550	2021-11-25 16:31:15
31	errno=-	https://www.postaguvercini.com/api_http/sendsms.asp?	.....550	2021-11-25 16:30:15

ID	result	url	username	creationdate
----	--------	-----	----------	--------------

Showing 1 to 10 of 40 entries

Previous **1** 2 3 4 Next

Sms Gateway Logs : Sms portal kullanıyorsanız, kayıt esnasında kullanılan sms portal doğrulama mesajlarını bu ekranda görebilirsiniz.

## Email Gateway Logs

Admin » Admin » Email Gateway Logs

Show 10 rows Copy Excel PDF Reload

Search:

ID	Result	Email	Username	Log	Creation Date
4	Send	.....ncul	.....ncul		2021-10-21 19:32:58
3	Send	.....ncul	.....ncul		2021-10-21 18:47:00
2	Send	Burcak	.....2440		2021-06-03 10:24:21
1	Failed	AppNAme	.....2440		2021-06-03 10:23:46

Showing 1 to 4 of 4 entries

Previous **1** Next

Email Gateway Logs : Email portal kullanıyorsanız, kayıt esnasında kullanılan email portal doğrulama mesajlarını bu ekranda görebilirsiniz.

## User Report

Admin » Admin » User Report

Username	Firstname	Lastname	Reg. Date	End Date	User Group	Reg. Type	Access Count	Status
262**	bur**	ön**	2021-06-03 10:24:21	2021-06-04 10:24:21	Limited	Tokn	0	Deleted
533**	F53**	L53**	2021-11-18 19:07:45	2021-11-21 14:02:22	Unlimited	Local	0	Deleted
506**	bur**	ön**	2021-11-26 12:19:07	2021-11-27 12:19:07	Limited	Sms	0	Deleted

User Report : Bu bölüm Voyager portalları üzerinde kayıt olmuş kullanıcıları raporlamanızı sağlar.

## System Logs

Admin » Admin » System Logs

Show 10 rows Copy Excel PDF Reload

Search: 

ID	Log Type	Log Date	Log User	Log CRT	Log Desc.	Log Message
4656	Log Archive Delete Gnnetwork Event	2021-12-15 02:51:03	Admin	Log Archive Delete Success	0	
4655	Log Rotate	2021-12-15 02:50:01	Admin	Log Rotate Success	voyager_traffic_CP-HQFW01_2021_12_15_02_49_02.log	
4654	Log Extract Traffic	2021-12-15 02:49:02	Admin	Log Extract Success	voyager_traffic_CP-HQFW01_2021_12_15_02_49_02.log	CP-HQFW01
4653	Log Archive Delete Gnnetwork Event	2021-12-15 02:47:04	Admin	Log Archive Delete Success	0	
4652	Log Archive Delete Gnnetwork Event	2021-12-15 02:45:04	Admin	Log Archive Delete Success	0	
4651	Log Archive Delete Gnnetwork Event	2021-12-15 02:43:04	Admin	Log Archive Delete Success	0	
4650	Log Archive Delete Gnnetwork Event	2021-12-15 02:41:03	Admin	Log Archive Delete Success	0	
4649	Log Archive Delete Gnnetwork Event	2021-12-15 02:39:04	Admin	Log Archive Delete Success	0	
4648	Log Archive Delete Gnnetwork Event	2021-12-15 02:37:04	Admin	Log Archive Delete Success	0	
4647	Log Archive Delete Gnnetwork Event	2021-12-15 02:35:03	Admin	Log Archive Delete Success	0	

ID	Log Type	Log Date	Log User	Log	Log Desc.	Log Message
----	----------	----------	----------	-----	-----------	-------------

Showing 1 to 10 of 4,634 entries

Previous **1** 2 3 4 5 ... 464 Next

### System Logs : Voyager genelinde sistem loglarını bu bölümde görebilirsiniz.

**Log Archive Delete :** Arşiv loglarının belirli eşiğe ulaşarak silindiğini ifade eder.

**Log Extract :** Canlı bölümdeki logların eşiğe ulaşarak dışarı aktarıldığını ifade eder.

**Log Rotate :** Canlı bölümdeki dışarı aktarılan logların imzalandığını ifade eder.

**File Mode :** Log dosyası http aracılığı ile bir ortama aktarılmış, silinmiş olduğun ifade eder.

**System Event :** Genel sistem günlük logları.



# Voyager Genel Ayarlar

Admin Customer Portal: Admin

## Dashboard

Traffic	Utm	System
93888 CP-Header01	26491 CP-Header01	0 CP-Header01
184261 CP-Header01	63792 CP-Header01	0 CP-Header01
6228 CP-Header01	91343 CP-Header01	0 CP-Header01
57522 CP-Header01	186675 CP-Header01	0 CP-Header01
CP-Header01	184270 CP-Header01	0 CP-Header01
	0	0
	0	0
	0	0

### Voyager Cpu & Memory Usage

- 2.07 Cpu
- 15% Memory Usage
- 8 GB Memory Total
- 6.44 GB Memory Used
- 1.21 GB Memory Available
- 0.81GB Voyager Load
- 0.0668 sec Voyager Load Time
- 11G /userdata/logs/ Log Size
- 1 Established Connections
- 1 Total Connections

### Voyager Disk Usage

- 77 GB Total
- 27 GB Used
- 50 GB Free

Memory Status

Device Cpu Status

- SYSLLOG
- Dashboard
- Log View
- Reports
- Log Rotation
- Settings
- HOTSPOT
- Dashboard
- User Management
- Settings
- Portal Settings
- Logs
- GENERAL SETTINGS
- System General

### System Settings (General)

Admin » Admin » System Settings (General)

#### System Network Settings

Mac Address 56:6f:ba:17:00:14

Interface eth0

IP Address 10.50.0.254

Subnet 255.255.255.0

Gateway 10.50.0.1

Dns1 8.8.8.8

Update Settings

#### ShutDown & Restart System

System Shutdown

System Restart

System System Status Check

8.8.8.8 Ping Test

google.com Dns Test

Service Radius Restart

Service Syslog Restart

Service Cron Restart

Service Snmp Restart

#### Alert Email Settings

Services Enable

Disc Space Enable

License Status Enable

Live Log Thresold Enable

Archive Log Thresold Disable

Unsigned File Thresold Enable

Alert Deleted Hotspot Users Enable

Alert Mail burcak.oncul@arya-it.com

Update Device Settings

#### Snmp Settings

V1/V2C Community public

Snmp Location

Snmp Contact

Update Snmp Settings

Create Configuration

#### NTP Status

NTP Server: Request limit exceeded, please wait 15 s.

NTP Origin time: Request limit exceeded, please wait 15 s.

NTP Received: Request limit exceeded, please wait 15 s.

NTP Transmitted: Request limit exceeded, please wait 15 s.

NTP Delay: Request limit exceeded, please wait 15 s.

NTP time:

#### Unsigned File Alert

Delete Unsignet Files

### System Settings (General)

#### System Network Settings

Mac Address 56:6f:ba:17:00:14

Interface eth0

IP Address 10.50.0.254

Subnet 255.255.255.0

Gateway 10.50.0.1

Dns1 8.8.8.8

Update Settings

#### Snmp Settings

V1/V2C Community public

Snmp Location

Snmp Contact

Update Snmp Settings Create Configuration

#### ShutDown & Restart System

System Shutdown

System Restart

System System Status Check

8.8.8.8 Ping Test

google.com Dns Test

Service Radius Restart

Service Syslog Restart

Service Cron Restart

Service Snmp Restart

#### NTP Status

NTP Server: Request limit exceeded, please wait 15 s.

NTP Origin time: Request limit exceeded, please wait 15 s.

NTP Received: Request limit exceeded, please wait 15 s.

NTP Transmitted: Request limit exceeded, please wait 15 s.

NTP Delay: Request limit exceeded, please wait 15 s.

NTP time:

#### Alert Email Settings

Services Enable

Disc Space Enable

License Status Enable

Live Log Thresold Enable

Archive Log Thresold Disable

Unsigned File Thresold Enable

Alert Deleted Hotspot Users Enable

Alert Mail burcak.oncul@arya-it.com

Update Device Settings

#### Unsigned File Alert

Delete Unsignet Files

### System Settings (General)

#### System Network Settings

Mac Address	56:6f:ba:17:00:14
Interface	eth0
IP Address	10.50.0.254
Subnet	255.255.255.0
Gateway	10.50.0.1
Dns1	8.8.8.8

**Update Settings**

#### ShutDown & Restart System

System	<b>Shutdown</b>
System	<b>Restart</b>
System	<b>System Status Check</b>
8.8.8.8	<b>Ping Test</b>
google.com	<b>Dns Test</b>
Service Radius	<b>Restart</b>
Service Syslog	<b>Restart</b>
Service Cron	<b>Restart</b>
Service Snmp	<b>Restart</b>

#### Alert Email Settings

Services	Enable
Disc Space	Enable
License Status	Enable
Live Log Thresold	Enable
Archive Log Thresold	Disable
Unsigned File Thresold	Enable
Alert Deleted Hotspot Users	Enable
Alert Mail	burcak.oncul@arya-it.com

**Update Device Settings**

#### Snmp Settings

V1/V2C Community	public
Snmp Location	
Snmp Contact	

**Update Snmp Settings** **Create Configuration**

#### NTP Status

NTP Server:	Request limit exceeded, please wait 15 s.
NTP Origin time:	Request limit exceeded, please wait 15 s.
NTP Received:	Request limit exceeded, please wait 15 s.
NTP Transmitted:	Request limit exceeded, please wait 15 s.
NTP Delay:	Request limit exceeded, please wait 15 s.
NTP time:	

#### Unsigned File Alert

**Delete Unsignet Files**

IP Address	10.50.0.254
Subnet	255.255.255.0
Gateway	10.50.0.1
Dns1	8.8.8.8

**Update Settings**

**System** **System Status Check**

8.8.8.8 **Ping Test**

google.com **Dns Test**

Service Radius **Restart**

Service Syslog **Restart**

Service Cron **Restart**

Service Snmp **Restart**

License Status	Enable
Live Log Thresold	Enable
Archive Log Thresold	Disable
Unsigned File Thresold	Enable
Alert Deleted Hotspot Users	Enable
Alert Mail	burcak.oncul@arya-it.com

**Update Device Settings**

### Snmp Settings

V1/V2C Community	public
Snmp Location	
Snmp Contact	

**Update Snmp Settings** **Create Configuration**

### NTP Status

NTP Server:	0.tr.pool.ntp.org
NTP Origin time:	1639526982.3297
NTP Received:	1639526982.3301
NTP Transmitted:	1639526982.3302
NTP Delay:	0 ms
NTP time:	1639526982
NTP Server time:	2021-12-15 03:09:42.331
Voyager Server time:	2021-12-15 03:09:42

### Unsigned File Alert

**Delete Unsignet Files**

IP Address	10.50.0.254
Subnet	255.255.255.0
Gateway	10.50.0.1
Dns1	8.8.8.8

[Update Settings](#)

System [System Status Check](#)

8.8.8.8 [Ping Test](#)

google.com [Dns Test](#)

Service Radius [Restart](#)

Service Syslog [Restart](#)

Service Cron [Restart](#)

Service Snmp [Restart](#)

License Status	Enable
Live Log Thresold	Enable
Archive Log Thresold	Disable
Unsigned File Thresold	Enable
Alert Deleted Hotspot Users	Enable
Alert Mail	burcak.oncul@arya-it.com

[Update Device Settings](#)

### Snmp Settings

V1/V2C Community	public
Snmp Location	
Snmp Contact	

[Update Snmp Settings](#) [Create Configuration](#)

### NTP Status

NTP Server:	0.tr.pool.ntp.org
NTP Origin time:	1639526982.3297
NTP Received:	1639526982.3301
NTP Transmitted:	1639526982.3302
NTP Delay:	0 ms
NTP time:	1639526982
NTP Server time:	2021-12-15 03:09:42.331
Voyager Server time:	2021-12-15 03:09:42

### Unsigned File Alert

[Delete Unsignet Files](#)

IP Address	10.50.0.254
Subnet	255.255.255.0
Gateway	10.50.0.1
Dns1	8.8.8.8

**Update Settings**

System **System Status Check**

8.8.8.8 **Ping Test**

google.com **Dns Test**

Service Radius **Restart**

Service Syslog **Restart**

Service Cron **Restart**

Service Snmp **Restart**

License Status	Enable
Live Log Thresold	Enable
Archive Log Thresold	Disable
Unsigned File Thresold	Enable
Alert Deleted Hotspot Users	Enable
Alert Mail	burcak.oncul@arya-it.com

**Update Device Settings**

### Snmp Settings

V1/V2C Community	public
Snmp Location	
Snmp Contact	

**Update Snmp Settings** **Create Configuration**

### NTP Status

NTP Server:	0.tr.pool.ntp.org
NTP Origin time:	1639526982.3297
NTP Received:	1639526982.3301
NTP Transmitted:	1639526982.3302
NTP Delay:	0 ms
NTP time:	1639526982
NTP Server time:	2021-12-15 03:09:42.331
Voyager Server time:	2021-12-15 03:09:42

### Unsigned File Alert

**Delete Unsignet Files**

- Voyager belirtilen sallaştırma sistemleri üzerinde işlev sağlayabilen bir syslog ve kimlik doğrulama yazılımıdır. (Vmware - Kvm - Hyperv - Virtual Box )
- Yazılım open source işletim sistemi üzerinde çalışmaktadır ve yazılımın çalışacağı altyapı müşteri tarafından sağlanacaktır.
- Belirtilen sistem gereksinimleri sağlanmadığı veya çevresel koşullarda (Elektrik kesintisi v.b) oluşabilecek herhangi bir olumsuz durumda yükümlülük kabul etmez.
- Hotspot modülünün kullanılabilmesi için uygulanacak yerel ağın desteklenen güvenlik duvarı üzerine sonlanması gerekmektedir.
- Loglar belirlenen eşik değerleri üzerinden canlı ve arşiv olarak saklanmaktadır. Yine belirlenen eşik değerlerine ulaşıldığında sıkıştırılıp dosya haline getirilir ve tanımsız kod üretildikten sonra veritabanından tamamen silinir.
- Güvenlik duvarınız tarafından gönderilen logları kayıt etmekle yükümlüdür. Güvenlik duvarınız üzerinden belirli bir neden ile gönderilmeyen logları kayıt etmez.
- Syslog modülü saniyede aynı anda 1000 bağlantıyı karşılayabilecek şekilde yapılandırılmıştır.
- Hotspot modülü belirtilen 3 tip doğrulama ile kullanıcı kayıt yapabilir. (SMS, Email, Tckimlik)
- Syslog modülü, gelen log kayıtlarının gösterilmesinde Türkçe karakterlerin gösterilmesini desteklemez.
- Hotspot kurulum esnasında bölge bağlantıları hazır olmalıdır.